

REGULAR MEETING OF THE FLORIN RESOURCE CONSERVATION DISTRICT BOARD OF DIRECTORS

Agenda

Tuesday, April 20, 2021

6:00 PM

Compliance with Government Code Section 54957.5

Public records, including writings related to an agenda item for an open session of a regular meeting of the Florin Resources Conservation District that are distributed less than 72 hours before the meeting, are available by email request at this time. In addition, such writings may be posted, whenever possible, on the Elk Grove Water District website at www.egwd.org.

The Board will discuss all items on the agenda and may take action on any item listed as an "Action" item. The Board may discuss items that do not appear on the agenda, but will not act on those items unless there is a need to take immediate action and the Board determines by a two-thirds (2/3) vote that the need for action arose after posting of the agenda.

If necessary, the Meeting will be adjourned to Closed Session to discuss items on the agenda listed under "Closed Session." At the conclusion of the Closed Session, the meeting will reconvene to "Open Session."

Pursuant to the Sacramento County Shelter in Place order effective March 19, 2020, we are requiring all members of the public to participate virtually. Public participation and comment are limited to the following procedures:

A. The electronic submission of written comments in advance to the Board Secretary (stefani@egwd.org). Those comments will be read into the record for a maximum of three (3) minutes per comment.

B. Join Zoom Meeting: <https://zoom.us/j/81163520455> Meeting ID: 811 6352 0455

Dial by your location

+1 669 900 6833 US (San Jose)

+1 312 626 6799 US (Chicago)

+1 253 215 8782 US

+1 346 248 7799 US (Houston)

+1 929 205 6099 US (New York)

+1 301 715 8592 US

C. Please press Star+9 (*9) to raise your hand for Public Comment – Members of the audience may comment on matters that are not included on the agenda. Each person will be allowed three (3) minutes, or less if a large number of requests are received on a particular subject. No action may be taken on a matter raised under "Public Comment" until the matter has been specifically included on an agenda as an action item. Items listed on the agenda will be opened for public comment as they are considered by the Board of Directors.

CALL TO ORDER, ROLL CALL AND PLEDGE OF ALLEGIANCE

Public Comment

1. Proclamations and Announcements

Associate Director Comment

Public Comment

	Page Numbers
2. Consent Calendar	4-5
(Stefani Phillips, Board Secretary and Patrick Lee, Treasurer)	
a. Minutes of Regular Board Meeting of March 16, 2021	6-8
b. Minutes of Special Board Meeting of April 6, 2021	9-10
c. Accounts Payable Check History – March 2021	11-16
d. Board and Employee Expense/Reimbursements – March 2021	17
e. Active Accounts – March 2021	18
f. Bond Covenant Status for FY 2020-21 – March 2021	19
g. Year to Date Revenues and Expenses Compared to Budget – March 2021	20
h. CASH - Detail Schedule of Investments– March 2021	21
i. Consultants Expenses – March 2021	22
j. Major Capital Improvement Projects – March 2021	23

Associate Director Comment

Public Comment

**Recommended Action: Approve Florin Resource Conservation District
Consent Calendar items a – j.**

3. Senate Bill 427 Update	24-25
(Travis Franklin, Program Manager)	

Associate Director Comment

Public Comment

4. Elk Grove Water District Fiscal Year 2020-21 Quarterly Operating Budget Status Report	26-33
(Patrick Lee, Finance Manager/Treasurer)	

Associate Director Comment

Public Comment

5. Elk Grove Water District Fiscal Year 2020-21 Quarterly Capital Reserve Status Report	34-37
(Patrick Lee, Finance Manager/Treasurer)	

Associate Director Comment

Public Comment

6. Outside Agency Meetings Report	38-39
(Mark J. Madison, General Manager)	

Associate Director Comment

Public Comment

7. Legislative Matters and Potential Direction to Staff	40-48
(Travis Franklin, Program Manager)	

Associate Director Comment

Public Comment

- 8. Elk Grove Water District Operations Report – March 2021** **49-113**
(Mark J. Madison, General Manager)

Associate Director Comment

Public Comment

- 9. General Manager Mark J. Madison Recognition of Retirement** **114-117**
(Stefani Phillips, Human Resources Administrator/Board Secretary)

Associate Director Comment

Public Comment

Recommended Action: **Adopt Resolution No. 04.20.21.01 in recognition of General Manager Mark J. Madison’s retirement and in appreciation of his service and leadership.**

10. Directors Comments

Adjourn to Regular Meeting – May 18, 2021

April 20, 2021

TO: Chair and Directors of the Florin Resource Conservation District

FROM: Stefani Phillips, Board Secretary and Patrick Lee, Treasurer

SUBJECT: **CONSENT CALENDAR**

RECOMMENDATION

It is recommended that the Florin Resource Conservation District Board of Directors approve Florin Resource Conservation District Consent Calendar items a – j.

SUMMARY

Consent Calendar items a – j are standing items on the Regular Board Meeting agenda.

By this action, the Florin Resource Conservation District (FRCD) Board of Directors will approve FRCD Consent Calendar items a – j.

DISCUSSION

Background

Consent Calendar items are standing items on the Regular Board Meeting agenda.

Present Situation

Consent Calendar items a – j are standing items on the Regular Board Meeting agenda.

ENVIRONMENTAL CONSIDERATIONS

There are no direct environmental considerations associated with this report.

STRATEGIC PLAN CONFORMITY

This item conforms to the FRCD/Elk Grove Water District 2020-2025 Strategic Plan. The monthly Consent Calendar report provides transparency, which aligns with Goal No. 1, Governance and Customer Engagement, of the Strategic Plan 2020-2025.

April 20, 2021

CONSENT CALENDAR

Page 2

FINANCIAL SUMMARY

There is no financial impact associated with this report.

Respectfully Submitted,



STEFANI PHILLIPS
BOARD SECRETARY

And



PATRICK LEE
TREASURER

Attachments

MINUTES OF THE REGULAR MEETING OF THE FLORIN RESOURCE CONSERVATION DISTRICT BOARD OF DIRECTORS

Tuesday, March 16, 2021

The regular meeting of the Florin Resource Conservation District Board of Directors was called to order at 6:00 p.m. by Sophia Scherman, Chair via Zoom.

Call to Order, Roll Call, and Pledge of Allegiance.

Directors Present: Sophia Scherman, Tom Nelson, Bob Gray, Lisa Medina, Elliot Mulberg
Directors Absent: None
Staff Present: Mark Madison, General Manager; Bruce Kamilos, Assistant General Manager; Stefani Phillips, Board Secretary; Travis Franklin, Program Manager; Amber Kavert, Administrative Assistant II (Confidential)
Staff Absent: Patrick Lee, Finance Manager/Treasurer; Donella Murillo, Finance Supervisor
Associate Directors Present: Paul Lindsay
Associate Directors Absent: None
General Counsel Present: Ren Nosky, JRG Attorneys at Law
Consultants Present: Dave Richardson, Woodard & Curran; Tyler Babcock and Joseph Serar, MFDB Architects; Bob Earl, Earl Consulting Co., LLC

Public Comment

Nothing to report.

1. Proclamations and Announcements

General Manager Mark Madison announced to the Florin Resource Conservation District (District) Board of Directors (Board) that Sophia Scherman was awarded the 2020 Elk Grove Mayor's Volunteer Award – Residents, Neighborhoods and Community Groups category.

Assistant General Manager Bruce Kamilos recognized and thanked Mr. Madison for his 10 years of service to the District.

2. Consent Calendar

- a. Minutes of Regular Board Meeting of February 16, 2021
- b. Accounts Payable Check History – February 2021
- c. Board and Employee Expense/Reimbursements – February 2021
- d. Active Accounts – February 2021
- e. Bond Covenant Status for FY 2020-21 – February 2021
- f. Revenues and Expenses – Actual vs Budget FY 2020-21 – February 2021
- g. Cash Accounts – February 2021
- h. Consultants Expenses – February 2021
- i. Major Capital Improvement Projects – February 2021

MSC (Medina/Mulberg) to approve Florin Resource Conservation District Consent Calendar items a-i. 5/0: Ayes: Gray, Medina, Mulberg, Nelson and Scherman.

3. Sale of Surplus Property (APN 125-0210-013)

Mr. Kamilos introduced the item to the Board.

In summary, on October 20, 2020 the Board approved Resolution No. 10.20.20.01, declaring that real property APN 125-0210-013 was surplus. The approval of the resolution set in motion steps consistent with the Surplus Land Act to offer the property first to qualified public agencies, and subsequently to the public at large. On February 5, 2021, the Elk Grove Citizen ran a public notice announcing the public auction of the surplus real property APN 125-0210-013. The notice set the

minimum bid price at the appraised value of \$35,000. Bids were due on February 26, 2021. Staff received one (1) bid in the amount of \$38,800 from Jason Kline, owner of the School of Rock. It is noteworthy that the School of Rock property is contiguous to APN 125-0210-013. Jason Kline has long wanted to purchase the property to provide additional parking for his customers.

MSC (Mulberg/Nelson) to adopt Resolution No. 03.16.21.01 to 1) accept the bid from Jason Kline to purchase real property APN 125-0210-013 owned by the Florin Resource Conservation District and deemed surplus; 2) authorize the General Manager to execute the Agreement for Purchase and Sale and Joint Escrow Instructions to sell real property APN 125-0210-013 to Jason Kline; and 3) authorize the General Manager to execute any and all documents necessary to effectuate the closing of escrow with respect to the sale of the real property APN 125-0210-013.

4. Contract for Preconstruction Services for the Administration Building Tenant Improvement Project

Assistant General Manager Bruce Kamilos presented the item to the Board.

In summary, the District received proposals from three (3) qualified general contractors to provide preconstruction services for the District Administration Building Tenant Improvements Project (Project). The Building Improvements Advisory Committee separately interviewed each contractor and unanimously ranked A.P. Thomas Construction as the preferred proposer based on their interview performance and the strength of their proposal. The process used to select A.P. Thomas Construction was consistent and in accordance with the District's Public Works Construction Contracts Policy using the Design-Assist/Build method. A.P. Thomas Construction executed a contract to provide preconstruction and construction services for the Project. The contract is constructed in two (2) parts – Part I is for preconstruction services and Part II is for construction services.

MSC (Medina/Gray) to 1) adopt Resolution No. 03.16.21.02 amending the Elk Grove Water District Fiscal Year 2021-25 Capital Improvement Program and approving an appropriation of \$21,772 from future capital improvement reserve funds to the Fiscal Year 2020-21 Capital Improvement Program Budget and amending the Elk Grove Water District Fiscal Year 2020-21 Operating Budget appropriating an additional \$21,772 from operating reserves to fund expenditures in excess of revenues for fiscal year 2020-21; and 2) authorize the General Manager to execute a contract with A.P. Thomas, in the amount of \$21,772, to provide preconstruction services for the District Administration Building Tenant Improvements Project.

5. California Special Districts Association Board of Directors Call for Nominations – Sierra Network Seat A

Finance Manager Patrick Lee presented the item to the Board.

In summary, the California Special Districts Association (CSDA) is calling for nominations for Board of Directors to be placed on the ballot for Sierra Network, Seat A. The term of office will begin on January 1, 2022 through December 31, 2024. The CSDA Board of Directors (CSDA Board) governing body is responsible for all policy decisions related to the CSDA's member services, legislative advocacy, education, and resources.

The Board chose not to nominate anyone.

6. Outside Agency Meetings Report

Staff and Board members spoke regarding the meetings they attended since the last regular board meeting.

7. Legislative Update and Potential Direction to Staff

Program Manager Travis Franklin updated the Board on legislative matters.

General Counsel Ren Nosky provided input on the legislative matters that pertain to the Brown Act.

8. Elk Grove Water District Operations Report – February 2021

Mr. Madison presented the Elk Grove Water District (EGWD) Operations Report – February 2021 to the Board.

9. Directors Comments

Nothing to report.

Adjourn to Regular Board Meeting on April 20, 2021.

Respectfully submitted,

Stefani Phillips

Stefani Phillips, Board Secretary

AK/SP

MINUTES OF THE INFRASTRUCTURE COMMITTEE OF THE FLORIN RESOURCE CONSERVATION DISTRICT BOARD OF DIRECTORS

Tuesday, April 6, 2021

Attendance:

Committee Members: Bob Gray, Director
Lisa Medina, Director
Paul Lindsay, Associate Director

Staff: Mark Madison, General Manager
Bruce Kamilos, Assistant General Manager
Stefani Phillips, Board Secretary
Patrick Lee, Treasurer
Amber Kavert, Administrative Assistant II (Confidential)

Public: None

This was a posted meeting and no members of the public were present.

1. Draft Fiscal Year 2022-2026 Capital Improvement Program

Assistant General Manager Bruce Kamilos presented the Draft Fiscal Year (FY) 2022-26 Capital Improvement Program (CIP) to the members of the Infrastructure Committee (Committee).

Mr. Kamilos informed the Committee that the utility crew has become good at installing water mains and are getting into their stride. He also mentioned that COVID-19 played havoc on the CIP, causing projects to pack up and be carried over to the new fiscal year.

It was mentioned that the Elk Grove Water District/Florin Resource Conservation District (District) has come up with a new cost accounting approach in capital projects. Instead of carrying over the unspent funds, the money will just go back into the reserve funds and it will be up the Florin Resource Conservation District (FRCD) Board of Directors (Board) to decide if they want to approve more money in the new year.

Mr. Kamilos presented the 5-year CIP Summary (Table 1), which summarizes all projects for the next five (5) years. He mentioned staff took Paul Lindsay's suggestion from last year and changed the layout of the CIP to show the highest priority project at the top to the lowest priority at the bottom.

A discussion was held on the Backyard Water Mains Project. Director Bob Gray asked how much of the Backyard Water Mains Project will be contracted out. Mr. Kamilos responded that 2091 linear feet, equaling \$872,000 will be contracted out. He then went on to explain what water main projects would be taking place in FY 2021-22.

Mr. Kamilos went over the Well Rehabilitation Program. He mentioned the District is going with a different strategy than what has been done in the past. The District is not going to spend money on chemicals, but instead will concentrate on mechanical agitation of the well's screened intervals.

Mr. Kamilos went over the Service Line Replacements (Pavement Repairs) job. He explained the District got bids from three (3) competent paving contractors to help fill in the potholes, using the city's standards, left from the Service Line Replacement Project that was completed in FY 2018-19.

Mr. Kamilos went over a few other jobs that were taking place, including the new Transmission Main Brinkman Court Project (Cost Share), that he added into the CIP.

A discussion was held on the New Administration Building Project. Mr. Kamilos covered the total amount of the project, \$2.6 million, which includes the fiber optic cable and all the line items that went into that amount.

Mr. Kamilos explained that he is asking the Infrastructure Committee to bless the request for \$4.77 million dollars to be taken to the Board for the CIP. Finance Manager Patrick Lee discussed how the request impacted the District's reserves.

The Infrastructure Committee agreed there was no need for a second meeting.

Adjourn to Regular Board Meeting on April 21, 2020 at 6:30 p.m.

Respectfully submitted,

Stefani Phillips

Stefani Phillips, Board Secretary
AK/SP

Check History Report

3/1/2021 to 3/31/2021

Check Number	Check Date	Vendor Number	Name	Check	Explanation
052517	3/3/2021	AFLAC	AFLAC	1,757.12	
052518	3/3/2021	AMAZON	AMAZON CAPITAL SERVICES	156.82	
052519	3/3/2021	AQUA ME	AQUA-METRIC SALES, CO.	8,880.46	(3) Invoices - Meters
052520	3/3/2021	BAY ALA	BAY ALARM COMPANY	1,838.28	Security - Wellsite's, MOC & ADMIN
052521	3/3/2021	BEN RES	BENEFIT RESOURCE, INC	327.50	
052522	3/3/2021	BSK4	BSK ASSOCIATES	948.00	Sampling - Treatment
052523	3/3/2021	CAL CUT	CALIFORNIA CUT & CORE, INC	630.00	Back Yard Water Main Replacement
052524	3/3/2021	CAP RUB	CAPITAL RUBBER & GASKET	318.83	
052525	3/3/2021	CCCS	CCCS, INC.	67.50	
052526	3/3/2021	CINTAS2	CINTAS	199.06	
052527	3/3/2021	COEG	CITY OF ELK GROVE	10,000.00	City Inspection Deposit - Back Yard Water Mains
052528	3/3/2021	COUNTY4	SACRAMENTO COUNTY UTILITIES	365.92	
052529	3/3/2021	COUNTY9	SACRAMENTO COUNTY RECORDER	20.00	Lien Release
052530	3/3/2021	COVER A	COVERALL NORTH AMERICA, INC	859.00	(2) Invoices Commercial Cleaning Services - MOC/ADMIN
052531	3/3/2021	CPHILLI	CHRIS PHILLIPS	258.55	Boot Reimbursement
052532	3/3/2021	CR ABAL	AMIT BALI	50.12	Account Closed - Customer Refund
052533	3/3/2021	CR COMA	COLIN MALONEY	155.66	Account Closed - Customer Refund
052534	3/3/2021	CR DARO	DAVID W RODGERS INVESTMENTS,	112.99	Account Closed - Customer Refund
052535	3/3/2021	CR DOMI	DOMINION CONSTRUCTION	1,504.02	Account Closed - Customer Refund
052536	3/3/2021	CR FID	FIDELITY NATIONAL TITLE	370.52	Account Closed - Customer Refund
052537	3/3/2021	CR FID	FIDELITY NATIONAL TITLE	98.93	Account Closed - Customer Refund
052538	3/3/2021	CR GESA	ESTATE OF GERALD C. SAIN	55.71	Account Closed - Customer Refund
052539	3/3/2021	CR MPW	MPW INVESTORS, LLP	46.61	Account Closed - Customer Refund
052540	3/3/2021	CR NORT	NORTH AMERICAN TITLE COMPANY	13.96	Account Closed - Customer Refund
052541	3/3/2021	CR ORMO	ORIOLE MOERAS	74.34	Account Closed - Customer Refund
052542	3/3/2021	CR RSTU	ROBERT STUTZMAN	93.63	Account Closed - Customer Refund
052543	3/3/2021	CR TGIL	TAMALA GILLILAND	50.00	Account Closed - Customer Refund
052544	3/3/2021	CR TRIV	TRACY RIVERA	84.19	Account Closed - Customer Refund
052545	3/3/2021	CRF EPC	EMERALD PARK COMPANY	25.95	Account Closed - Customer Refund
052546	3/3/2021	CRF FT	FIRST AMERICAN TITLE	4.69	Account Closed - Customer Refund
052547	3/3/2021	CRF JRO	JOHN ROYBALL	3.31	Account Closed - Customer Refund
052548	3/3/2021	CRF LEN	LENNAR HOMES CA, INC	18.54	Account Closed - Customer Refund
052549	3/3/2021	CRF LEN	LENNAR HOMES CA, INC	464.19	Account Closed - Customer Refund
052550	3/3/2021	CRF LEN	LENNAR HOMES CA, INC	114.71	Account Closed - Customer Refund
052551	3/3/2021	CRF LEN	LENNAR HOMES CA, INC	37.38	Account Closed - Customer Refund
052552	3/3/2021	CRF LEN	LENNAR HOMES CA, INC	10.11	Account Closed - Customer Refund
052553	3/3/2021	CRF LEN	LENNAR HOMES CA, INC	21.90	Account Closed - Customer Refund
052554	3/3/2021	CRF LEN	LENNAR HOMES CA, INC	135.06	Account Closed - Customer Refund

* Denotes annual renewals of licenses, taxes, memberships, permits and subscriptions

052555	3/3/2021	CRF LEN	LENNAR HOMES CA, INC	392.76	Account Closed - Customer Refund
052556	3/3/2021	CRF LEN	LENNAR HOMES CA, INC	91.42	Account Closed - Customer Refund
052557	3/3/2021	CRF LEN	LENNAR HOMES CA, INC	343.46	Account Closed - Customer Refund
052558	3/3/2021	CRF LEN	LENNAR HOMES CA, INC	574.03	Account Closed - Customer Refund
052559	3/3/2021	CRF LEN	LENNAR HOMES CA, INC	49.40	Account Closed - Customer Refund
052560	3/3/2021	CRF LEN	LENNAR HOMES CA, INC	126.14	Account Closed - Customer Refund
052561	3/3/2021	CRF LEN	LENNAR HOMES CA, INC	10.97	Account Closed - Customer Refund
052562	3/3/2021	CRF LEN	LENNAR HOMES CA, INC	117.16	Account Closed - Customer Refund
052563	3/3/2021	CRF LEN	LENNAR HOMES CA, INC	116.37	Account Closed - Customer Refund
052564	3/3/2021	CRF LEN	LENNAR HOMES CA, INC	187.23	Account Closed - Customer Refund
052565	3/3/2021	CRF LEN	LENNAR HOMES CA, INC	40.78	Account Closed - Customer Refund
052566	3/3/2021	CRF LEN	LENNAR HOMES CA, INC	24.27	Account Closed - Customer Refund
052567	3/3/2021	CRF REE	CAROL HUGHES-REESE & JAMES	29.02	Account Closed - Customer Refund
052568	3/3/2021	CRF TAT	TARA TOBIAS	75.28	Account Closed - Customer Refund
052569	3/3/2021	CRF TAY	TAYLOR MORRISON	61.15	Account Closed - Customer Refund
052570	3/3/2021	CRF TAY	TAYLOR MORRISON	43.20	Account Closed - Customer Refund
052571	3/3/2021	CRF TAY	TAYLOR MORRISON	28.80	Account Closed - Customer Refund
052572	3/3/2021	CRF WBR	WADE BROWN JR.	4.07	Account Closed - Customer Refund
052573	3/3/2021	CRFCAL	CALATLANTIC TITLE	26.51	Account Closed - Customer Refund
052574	3/3/2021	CRFFID1	FIDELITY NATIONAL TITLE	102.38	Account Closed - Customer Refund
052575	3/3/2021	CRPTC	PLACER TITLE COMPANY	3.33	Account Closed - Customer Refund
052576	3/3/2021	DATAPRO	DATAPROSE LLC	899.87	Customer Service Update Buck slip
052577	3/3/2021	DATAPRO	DATAPROSE LLC	891.46	Flexible Payment Options Buck slip
052578	3/3/2021	DATAPRO	DATAPROSE LLC	5,852.13	February Billing
052579	3/3/2021	DITCH 3	DITCH WITCH WEST	947.19	Repairs & Maintenance - Equipment
052580	3/3/2021	EG FORD	ELK GROVE FORD	632.30	(3) Invoices - Repairs & Maintenance - Vehicles
052581	3/3/2021	EMP REL	EMPLOYEE RELATIONS, INC	15.50	
052582	3/3/2021	FASTENA	FASTENAL COMPANY	50.03	
052583	3/3/2021	FERGUS	FERGUSON WATERWORKS #1423	513.70	Materials & Supplies - Utility Crew
052584	3/3/2021	FRONT C	FRONTIER COMMUNICATIONS	247.98	
052585	3/3/2021	HACH	HACH COMPANY	715.20	Materials & Supplies - Treatment
052586	3/3/2021	HERBURG	HERBURGER PUBLICATIONS, INC	50.00	Public Notice Advertisement - Surplus Property
052587	3/3/2021	HOLT	HOLT OF CALIFORNIA	4,777.00	Repairs & Maintenance - Back Hoe
052588	3/3/2021	INT STA	INTERSTATE OIL COMPANY	821.05	Fuel
052589	3/3/2021	JAYS	JAY'S TRUCKING SERVICE	485.72	Materials & Supplies - Distribution
052590	3/3/2021	KEVIN Y	KEVIN YOUNG CONCRETE	4,250.00	(2) Invoices - Prevailing Wage Concrete Services
052591	3/3/2021	LIFE ST	LIFE STORAGE #669	692.00	(3) Storage Rentals - Document retention
052592	3/3/2021	MFDB AC	MFDB ARCHITECTS INC.	17,500.00	EGWD Admin Building Tenant Improvements
052593	3/3/2021	PACE	PACE SUPPLY CORP	1,069.25	(2) Invoices - Materials & Supplies - Distribution
052594	3/3/2021	PEST	PEST CONTROL CENTER INC	84.00	
052595	3/3/2021	SIERRA	SIERRA OFFICE SUPPLIES	30.76	
052596	3/3/2021	SOFT RE	SOFTRESOURCES SOFTWARE	2,925.00	Progress Billing - Financial Needs Assessment
052597	3/3/2021	SOUTHSI	SOUTHSIDE EQUIPMENT RENTALS,	135.81	
052598	3/3/2021	SOUTHWE	SOUTHWEST ANSWERING	793.08	
052599	3/3/2021	SUMMIT	AIR WORKS INC	393.00	
052600	3/3/2021	TEICH A	TEICHERT AGGREGATES	424.42	Rental Equipment - Back Yard Water Mains

* Denotes annual renewals of licenses, taxes, memberships, permits and subscriptions

052601	3/3/2021	USS	UNITED SITE SERVICES	916.03	Facilities Rental - Utility Crew
052602	3/3/2021	WHITE	HD SUPPLY CONSTRUCTION AND INDUSTRIAL- WHITE CAP	65.97	
052603	3/10/2021	AMAZON	AMAZON CAPITAL SERVICES	509.59	(6) Invoices - Materials & Supplies - OPS
052604	3/10/2021	BATTER	BATTERIES PLUS	8.62	
052605	3/10/2021	BATTER	BATTERIES PLUS	104.73	
052606	3/10/2021	BATTER	BATTERIES PLUS	38.73	
052607	3/10/2021	BATTER	BATTERIES PLUS	110.30	
052608	3/10/2021	BG SOLU	SOLUTIONS BY BG INC.	9,240.00	Daily Tasks/Help Tickets
052609	3/10/2021	BRYCE	BRYCE CONSULTING, INC	850.00	Class & Comp Audit - General Manager
052610	3/10/2021	BSK4	BSK ASSOCIATES	245.00	Sampling - Treatment
052611	3/10/2021	CHIC12	CHICAGO TITLE COMPANY	81.23	
052612	3/10/2021	CINTAS2	CINTAS	392.48	
052613	3/10/2021	CONSOLI	CONSOLIDATED COMMUNICATIONS	1,284.44	Ethernet Service/Phones-MOC/ADMIN
052614	3/10/2021	COUNTY	COUNTY OF SACRAMENTO	406,062.04	Sacramento County Billings - Jan - Feb 2021
052615	3/10/2021	COVER A	COVERALL NORTH AMERICA, INC	630.00	Commercial Cleaning Service - ADMIN
052616	3/10/2021	CR JDAM	JOSE DAMIAN	7.55	Account Closed - Customer Refund
052617	3/10/2021	CRF CKE	CHARLES KEARNS	4.35	Account Closed - Customer Refund
052618	3/10/2021	CRF IAH	USHA AHUJA	82.27	Account Closed - Customer Refund
052619	3/10/2021	CRF JMA	JACKIE MATTIAS	3.95	Account Closed - Customer Refund
052620	3/10/2021	CRF JUF	JULIA FU	56.31	Account Closed - Customer Refund
052621	3/10/2021	CRF RCO	RACHEL CONRADO	26.91	Account Closed - Customer Refund
052622	3/10/2021	CRF TAY	TAYLOR MORRISON	47.16	Account Closed - Customer Refund
052623	3/10/2021	CRF WHI	GEORGE WHITE & NAOMI	19.92	Account Closed - Customer Refund
052624	3/10/2021	CRFFTC	FIRST AMERICAN TITLE COMPANY	2.84	Account Closed - Customer Refund
052625	3/10/2021	CRFFTC	FIRST AMERICAN TITLE COMPANY	2.50	Account Closed - Customer Refund
052626	3/10/2021	CS DM	CARD SERVICES	292.39	Software, CSMFO Annual Dues, Meals
052627	3/10/2021	CS SH	CARD SERVICES	2,683.46	Training, Materials, Supplies, Postage, Automotive Equipment
052628	3/10/2021	CS SP	CARD SERVICES	516.15	Storage Fees, Meals, Advertising
052629	3/10/2021	CS SS	CARD SERVICES	1,762.87	*Annual Pager, AWWA Conference, Materials
052630	3/10/2021	CS TF	CARD SERVICES	31.92	Bank Fees
052631	3/10/2021	DITCH 3	DITCH WITCH WEST	1,478.03	Materials & Supplies - Utility Crew
052632	3/10/2021	EARL CO	EARL CONSULTING CO., LLC	5,175.00	Project Management - New ADMIN Building
052633	3/10/2021	EG FORD	ELK GROVE FORD	1,189.03	(3) Invoices - Repairs & Maintenance - Vehicles
052634	3/10/2021	ELK LOC	ELK GROVE LOCK AND SAFE CO	15.03	
052635	3/10/2021	FASTENA	FASTENAL COMPANY	582.00	(2) Invoices - Materials & Supplies - Distribution Crew
052636	3/10/2021	GRAYBAR	GRAYBAR ELECTRIC COMPANY INC	582.00	Materials & Supplies - Treatment
052637	3/10/2021	INT STA	INTERSTATE OIL COMPANY	1,782.21	Fuel
052638	3/10/2021	JRG	JRG ATTORNEYS, LLP	3,774.00	Legal - February 2021
052639	3/10/2021	L ARMST	LANCE ARMSTRONG	45.95	
052640	3/10/2021	LAKE	LAKE VUE ELECTRIC	1,842.50	(2) Invoices - Repairs & Maintenance - MOC
052641	3/10/2021	LANSET	LANSET AMERICA	1,307.13	Disaster Recovery Backup
052642	3/10/2021	METRO2	METRO MAILING SERVICE	1,605.95	SERA Accouchements Card Mailing
052643	3/10/2021	NTS	NTS MIKEDON. LLC	125.00	
052644	3/10/2021	OREILLY	O'REILLY AUTO PARTS	256.64	
052645	3/10/2021	PACE	PACE SUPPLY CORP	443.50	

* Denotes annual renewals of licenses, taxes, memberships, permits and subscriptions

052646	3/10/2021	PAULA M	PAULA MAITA & COMPANY	428.88	
052647	3/10/2021	PG&E	PACIFIC GAS & ELECTRIC	208.15	
052648	3/10/2021	REPUBLI	REPUBLIC SERVICES #922	1,771.42	
052649	3/10/2021	REPUBLI	REPUBLIC SERVICES #922	77.48	
052650	3/10/2021	ROOCO	ROOCO RENTS	60.48	
052651	3/10/2021	SAC BEE	THE SACRAMENTO BEE	665.00	Job Posting - Associate Civil Engineer
052652	3/10/2021	SIERRA	SIERRA OFFICE SUPPLIES	662.27	Materials & Supplies - OPS
052653	3/10/2021	SKORY	SKORY EMPLOYER SOLUTIONS,	600.00	Consulting Services - Payroll & HR
052654	3/10/2021	SMUD	SMUD	1,046.94	
052655	3/10/2021	SMUD	SMUD	719.84	
052656	3/10/2021	SMUD	SMUD	8,051.89	
052657	3/10/2021	SMUD	SMUD	6,372.38	
052658	3/10/2021	SMUD	SMUD	1,149.47	
052659	3/10/2021	SMUD	SMUD	45.89	
052660	3/10/2021	SMUD	SMUD	435.48	
052661	3/10/2021	SMUD	SMUD	2,890.85	
052662	3/10/2021	SMUD	SMUD	751.83	
052663	3/10/2021	STEFANI	STEFANI PHILLIPS	280.48	Reimbursement of 457 Loan Payment
052664	3/10/2021	TEICH A	TEICHERT AGGREGATES	822.81	(2) Invoices - Materials & Supplies - Back Yard Water Mains
052665	3/10/2021	TULLY	TULLY & YOUNG, INC.	5,865.00	2020 Urban Water Management Plan
052666	3/10/2021	USBANK	U.S. BANK EQUIPMENT FINANCE	763.49	Copier - ADMIN
052667	3/10/2021	VERIZON	VERIZON WIRELESS	151.09	
052668	3/10/2021	WALKER	WALKER KREATIVE	1,700.00	February Social Media Public Outreach Campaign
052669	3/18/2021	AMAZON	AMAZON CAPITAL SERVICES	514.47	(8) Invoices - Materials & Supplies - OPS/ADMIN
052670	3/18/2021	BAKERMA	BAKER MANOCK & JENSEN	190.00	Legal - February 2021
052671	3/18/2021	BSK4	BSK ASSOCIATES	259.00	Sampling - Treatment
052672	3/18/2021	CHECK P	CHECK PROCESSORS, INC	331.40	Contracted Services - ACH Processing
052673	3/18/2021	CHIC12	CHICAGO TITLE COMPANY	110.58	Contracted Services - ACH Processing
052674	3/18/2021	CINTAS2	CINTAS	189.46	
052675	3/18/2021	COUNTY9	SACRAMENTO COUNTY RECORDER	20.00	Lien Release
052676	3/18/2021	COUNTY9	SACRAMENTO COUNTY RECORDER	20.00	Lien Release
052677	3/18/2021	COUNTY9	SACRAMENTO COUNTY RECORDER	20.00	Lien Release
052678	3/18/2021	COUNTY9	SACRAMENTO COUNTY RECORDER	20.00	Lien Release
052679	3/18/2021	COUNTY9	SACRAMENTO COUNTY RECORDER	20.00	Lien Release
052680	3/18/2021	COUNTY9	SACRAMENTO COUNTY RECORDER	20.00	Lien Release
052681	3/18/2021	COUNTY9	SACRAMENTO COUNTY RECORDER	20.00	Lien Release
052682	3/18/2021	CR JAL	JARED LEE	28.07	Account Closed - Customer Refund
052683	3/18/2021	CR STED	STAN EDWARDS	1,491.52	Account Closed - Customer Refund
052684	3/18/2021	CRF AVS	AVTAR SINGH	760.57	Account Closed - Customer Refund
052685	3/18/2021	CRF CAG	CARRIE GAZDA	30.48	Account Closed - Customer Refund
052686	3/18/2021	CRF EGO	ERIN GOODSON	19.19	Account Closed - Customer Refund
052687	3/18/2021	CRF JHO	JASON HOWARD	604.47	Account Closed - Customer Refund
052688	3/18/2021	CRF KUN	KUNZITE RESIDENTIAL INC	664.04	Account Closed - Customer Refund
052689	3/18/2021	CRF LEN	LENNAR HOMES CA, INC	76.38	Account Closed - Customer Refund
052690	3/18/2021	CRF LEN	LENNAR HOMES CA, INC	80.11	Account Closed - Customer Refund
052691	3/18/2021	CRF LOR	LAURA ORTEGA	11.84	Account Closed - Customer Refund

* Denotes annual renewals of licenses, taxes, memberships, permits and subscriptions

052692	3/18/2021	CRF MCO	MICHELS CORPORATION	615.32	Account Closed - Customer Refund
052693	3/18/2021	CRF ROK	RODNEY & PAULA OKAMOTO	3,497.53	Account Closed - Customer Refund
052694	3/18/2021	CRF RSA	RAMONA SALAS	78.46	Account Closed - Customer Refund
052695	3/18/2021	CRF SSW	SSW CONSTRUCTION	1,248.45	Account Closed - Customer Refund
052696	3/18/2021	CRF STS	STEWART TITLE OF SACRAMENTO	1.90	Account Closed - Customer Refund
052697	3/18/2021	CRF TLO	TERESITA LOPEZ	66.44	Account Closed - Customer Refund
052698	3/18/2021	CRFFID5	FIDELITY NATIONAL TITLE	130.79	Account Closed - Customer Refund
052699	3/18/2021	CS AA	CARD SERVICES	3,203.19	Tool Boxes, Storage Rentals, Recycling Waste
052700	3/18/2021	CS BK	CARD SERVICES	669.00	Training, Materials, Supplies
052701	3/18/2021	CS MJM	CARD SERVICES	6,558.71	(2) Storage Containers
052702	3/18/2021	DB COLS	DB CONSTRUCTIONAL LANDSCAPE	2,250.00	March Monthly Landscaping - MOC/ADMIN/Wellsite's
052703	3/18/2021	EG FORD	ELK GROVE FORD	324.85	(2) Invoices - Repairs & Maintenance - Vehicles
052704	3/18/2021	PEST	PEST CONTROL CENTER INC	168.00	
052705	3/18/2021	PG&E	PACIFIC GAS & ELECTRIC	129.70	
052706	3/18/2021	PIT 2	PITNEY BOWES GLOBAL FINANCIAL	184.33	
052707	3/18/2021	SAGE 2	SAGE SOFTWARE INC	7,679.35	* Annual Sage HRMS Software Support
052708	3/18/2021	SIERRA	SIERRA OFFICE SUPPLIES	727.94	
052709	3/18/2021	STEFANI	STEFANI PHILLIPS	280.48	Reimbursement of 457 Loan Payment
052710	3/18/2021	WIN 911	WIN-911 SOFTWARE	880.00	SCADA Alerting Software
052711	3/29/2021	BG SOLU	SOLUTIONS BY BG INC.	9,240.00	Daily Tasks/Help Tickets
052712	3/31/2021	AFLAC	AFLAC	1,646.72	
052713	3/31/2021	AMAZON	AMAZON CAPITAL SERVICES	112.01	
052714	3/31/2021	BAY ALA	BAY ALARM COMPANY	1,307.98	Security - Wellsite's, MOC & ADMIN
052715	3/31/2021	CINTAS2	CINTAS	790.60	(3) Invoices - Uniforms for OPS
052716	3/31/2021	COEG	CITY OF ELK GROVE	226.05	Encroachment Permit Fees
052717	3/31/2021	COEG	CITY OF ELK GROVE	412.67	Inspection Fees - City Permit
052718	3/31/2021	COUNTY4	SACRAMENTO COUNTY UTILITIES	66.10	
052719	3/31/2021	COVER A	COVERALL NORTH AMERICA, INC	876.00	Commercial Cleaning Service - MOC
052720	3/31/2021	CRF ASM	ANA MORALES & SERGIO MORALES	35.51	Account Closed - Customer Refund
052721	3/31/2021	CRF BLE	BLONG LEE	33.28	Account Closed - Customer Refund
052722	3/31/2021	CRF DIN	DANIEL INIGUEZ	70.75	Account Closed - Customer Refund
052723	3/31/2021	CRF JUA	JULIA AGCAOILI	69.33	Account Closed - Customer Refund
052724	3/31/2021	CRF LEN	LENNAR HOMES CA, INC	1.53	Account Closed - Customer Refund
052725	3/31/2021	CRF MBS	MICHAEL & BETH SHRIVER	29.59	Account Closed - Customer Refund
052726	3/31/2021	CRF MPW	MCGOVERN, PLANESI & WALTERS,	153.30	Account Closed - Customer Refund
052727	3/31/2021	CRF RCC	R.C. CONSULTING INC.	61.15	Account Closed - Customer Refund
052728	3/31/2021	CRF TAY	TAYLOR MORRISON	21.70	Account Closed - Customer Refund
052729	3/31/2021	CRF TAY	TAYLOR MORRISON	19.73	Account Closed - Customer Refund
052730	3/31/2021	CUMMIN	CUMMINS PACIFIC	4,450.12	Emergency Generator Repair for Well 11D and Well 4D
052731	3/31/2021	DIGNITY	DIGNITY HEALTH MED FDTN-SAC	108.00	
052732	3/31/2021	EG FORD	ELK GROVE FORD	56,160.60	(2) 2021 Ford F150's
052733	3/31/2021	EG TREE	ELK GROVE TREE SERVICE	1,500.00	Back Yard Water Mains - Trim Trees over Street and Sidewalk
052734	3/31/2021	ELK LOC	ELK GROVE LOCK AND SAFE CO	87.12	
052735	3/31/2021	FASTENA	FASTENAL COMPANY	165.20	
052736	3/31/2021	FIRECOD	FIRECODE SAFETY EQUIPMENT	115.91	
052737	3/31/2021	FRANK O	FRANK A. OLSEN COMPANY	238.77	

* Denotes annual renewals of licenses, taxes, memberships, permits and subscriptions

052738	3/31/2021	FRONT C	FRONTIER COMMUNICATIONS	247.98
052739	3/31/2021	HINTON	SEAN HINTON	129.76
052740	3/31/2021	ISCC	ISCC, INC	149.00
052741	3/31/2021	JPIA	ACWA/JOINT POWERS INSURANCE	69,461.05
052742	3/31/2021	JPIA	ACWA/JOINT POWERS INSURANCE	69,257.30
052743	3/31/2021	LCW	LIEBERT CASSIDY WHITMORE	382.00
052744	3/31/2021	MFDB AC	MFDB ARCHITECTS INC.	26,650.00
052745	3/31/2021	PACE	PACE SUPPLY CORP	1,763.01
052746	3/31/2021	RADIAL	RADIAL TIRE OF ELK GROVE	613.06
052747	3/31/2021	SAFETY	SAFETY CENTER, INC	1,050.00
052748	3/31/2021	SIERRA	SIERRA OFFICE SUPPLIES	253.44
052749	3/31/2021	SOUTHWE	SOUTHWEST ANSWERING	456.40
052750	3/31/2021	SWRCB2	SWRCB-DWOCP	80.00
052751	3/31/2021	TEICH A	TEICHERT AGGREGATES	684.29
052752	3/31/2021	TRUEPOI	TRUEPOINT SOLUTIONS	11,072.50
052753	3/31/2021	TWILL	TONIA WILLIAMS	62.76
052754	3/31/2021	ULINE	ULINE	54.15
052755	3/31/2021	USBANK	U.S. BANK EQUIPMENT FINANCE	767.50
			Total:	854,952.48

Boot Reimbursement
 Medical Benefits - March 2021
 Medical Benefits - April 2021
 Legal - February 2021
 (2) Invoices - EGWD Admin Building Tenant Improvements
 (5) Invoices - Materials & Supplies - Distribution Crew
 Repairs & Maintenance Vehicles
 On-Site Confined Space Training

 Exam for D2 Certification - Stefan Chanh
 Rental Equipment - Back Yard Water Mains
 * Annual Service & Maintenance Agreement
 Void

 Copier - ADMIN

* Denotes annual renewals of licenses, taxes, memberships, permits and subscriptions

BOARD AND EMPLOYEE MONTHLY EXPENSE/REIMBURSEMENTS

As of 03/31/2021

INDIVIDUAL	DESCRIPTION	AMOUNT PAID
David Frederick	Misc Medical	\$108.00
Sean Hinton	Boot Reimbursement	\$129.76
Michael Montiel	AWWA Backflow Certification	\$305.00
Michael Montiel	Backflow Training	\$1,200.00
Donella Murillo	Annual CSMFO Membership Dues	\$110.00
Chris Phillips	Boot Reimbursement	\$258.55
Steve Shaw	AWWA Virtual Summit - Lead and Water Quality	\$240.00
Ben Voelz	AWWA Operator Symposium 2021, Virtual Event	\$275.00
Ben Voelz	AWWA Annual Membership Dues	\$294.00
		\$2,920.31

Active Account Information
As of 03/31/2021

	JULY	AUG	SEPT	OCT	NOV	DEC	JAN	FEB	MAR	APR	MAY	JUNE
Water Accounts:												
Metered												
Residential	12,161	12,163	12,308	12,294	12,295	12,311	12,292	12,291	12,298			
Commercial	363	363	364	363	362	363	361	363	363			
Irrigation	178	178	178	181	180	180	181	181	183			
Fire Service	180	180	181	182	180	180	180	181	183			
Total Accounts	12,882	12,884	13,031	13,020	13,017	13,034	13,014	13,016	13,027	-	-	-

Active Account Information
FY 2019/2020

	JULY	AUG	SEPT	OCT	NOV	DEC	JAN	FEB	MAR	APR	MAY	JUNE
Water Accounts:												
Metered												
Residential	11,857	11,891	11,889	11,905	11,941	11,927	12,060	12,064	12,157	12,149	12,153	12,159
Commercial	363	363	365	365	362	362	362	365	363	363	367	363
Irrigation	170	170	170	173	175	175	175	174	176	177	177	178
Fire Service	181	181	181	183	181	181	181	181	181	181	180	180
Total Accounts	12,571	12,605	12,605	12,626	12,659	12,645	12,778	12,784	12,877	12,870	12,877	12,880

**Bond Covenant Status
For Fiscal Year 2020-21
As of 03/31/2021
Adjusted for Prepayments**

Operating Revenues:	
Charges for Services	\$ 12,418,496
Operating Expenses:	
Salaries & Benefits (1)	2,989,858
Seminars, Conventions and Travel	3,913
Office & Operational	806,604
Purchased Water	2,403,775
Outside Services	568,354
Equipment Rent, Taxes, and Utilities	322,140
Total Operating Expenses	7,094,644
Net Operating Income	\$ 5,323,852
Annual Interest & Principal Payments \$3,855,469	\$ 2,891,602 (2)
Debt Service Coverage Ratio, YTD Only:	1.84
Required	1.15

Notes

1. Reflects only YTD due to CalPERS, not entire prepayment for year
2. **Reflects budget divided by number of months year to date.**
However, first Principal/Interest Payments made in September.
Projected Annual Budget Coverage Ratio is **1.32**

Year to Date Revenues and Expenses Compared to Budget
As of 03/31/2021

	General Ledger Reference	March Activity	Monthly Budget	Variance	%	YTD Activity	Annual Budget	9/12=75.00% % Realized
Revenues	4100 - 4900	1,084,251	1,285,345	(201,094)	-15.65%	\$ 12,418,496	\$ 15,424,142	80.51%
Operating Expenses								
Salaries & Benefits	5100 - 5280	411,125	364,418	46,707	12.82%	3,125,306	4,373,018	71.47%
less Capitalized Labor		(12,142)	(31,413)	19,271	-61.35%	(112,723)	(376,961)	29.90%
Less CalPERS Prepayment for Remainder of Year: (1)		(22,725)				(22,725)		
Adjusted Salaries and Benefits:		376,259	333,005	43,254	12.99%	\$ 2,989,858	\$ 3,996,057	74.82%
Seminars, Conventions and Travel	5300 - 5350	1,052	4,442	(3,390)	-76.32%	3,913	53,307	7.34%
Office & Operational	5410 - 5494	93,255	111,548	(18,293)	-16.40%	806,604	1,338,578	60.26%
Purchased Water est. (2)	5495 - 5495	211,982	266,534	(54,552)	-20.47%	2,403,775	3,198,404	75.16%
Outside Services	5505 - 5580	58,893	106,962	(48,069)	-44.94%	568,354	1,283,548	44.28%
Equipment Rent, Taxes, Utilities	5620 - 5760	27,325	38,698	(11,374)	-29.39%	322,140	464,380	69.37%
Total Operational Expenses		768,765	861,190	(92,424)	-10.73%	\$ 7,094,644	\$ 10,334,274	68.65%
Net Operating Income		315,486	424,156	(108,670)	-25.62%	\$ 5,323,852	\$ 5,089,868	104.60%
Non-Operating Revenues								
Interest Received	9910 - 9910	7,212	8,333	(1,122)	-13.46%	74,783	100,000	74.78%
Unrealized Gains/(Losses)	9911 - 9911	(13,360)	-	(13,360)	100.00%	(29,539)	-	100.00%
Other Income/(Expense)	9920 - 9973	6,022	(142,437)	148,458	-104.23%	(1,617,818)	(1,709,239)	94.65%
Total Non-Operating Revenues		(127)	(134,103)	133,977	-99.91%	\$ (1,572,574)	\$ (1,609,239)	97.72%
Non-Operating Expenses								
Election Costs	9950 - 9950	-	20,833	(20,833)	-100.00%	1,887	250,000	0.75%
Capital Expenses (3):								
Capital Improvements	1705 - 1760	105,321	227,563	(122,242)	-53.72%	2,184,293	2,730,750	79.99%
Capital Replacements	1705 - 1760	26,067	71,250	(45,183)	-63.42%	214,206	855,000	25.05%
Unforeseen Capital Projects	1705 - 1760	-	8,333	(8,333)	-100.00%	66,379	100,000	66.38%
Total Capital Expenses:		131,387	307,146	(175,758)	-57.22%	\$ 2,464,878	\$ 3,685,750	66.88%
Bond Interest Accrued (4)	7300 - 7300	129,622	129,622	-	0.00%	1,166,602	1,555,469	75.00%
Total Non Operating Expenses		261,010	457,602	(196,592)	-42.96%	\$ 3,633,366	\$ 5,491,219	66.17%
Bond Retirement (4):		191,667	191,667	-	0.00%	\$ 1,725,000	\$ 2,300,000	75.00%
Total Expenditures		1,221,568	1,644,561	(422,993)	-25.72%	\$ 13,188,458	19,734,732	66.83%
Revenues in Excess of All Expenditures, including Capital		\$ (137,317)	\$ (359,216)	\$ 221,898	-61.77%	\$ (1,607,088)	\$ (4,310,590)	37.28%

Notes:

- The District prepays CalPERS for the employers' share of retirement costs for the entire year. By doing this, the District saves approximately 3.5% in its total CalPERS payments for the year. The adjusted salaries and benefits above shows what salaries and benefits would be if only the amount due to CalPERS YTD was paid YTD, with no prepayment.
- There is a lag in water billings from the Sacramento County Water Agency. Included above is an estimate of costs to date based on water used.
- YTD Activity includes \$112,723 in capitalized labor charged to capital projects.
- Bond retirement payments are made two times a year in September and March
- Accounts receivable balance, which represents the difference between the total amount billed and total amount collected, as of March 31, 2021 is \$410,303.21.

**CASH - Detail Schedule of Investments
As of 03/31/2021**

<u>G/L Account : Fund</u>		<u>Account number / name</u>	<u>Investment Name</u>	<u>Investment Type</u>		<u>Restrictions</u>	<u>Market Value</u>			
<u>HELD BY BOND TRUSTEE:</u>										
1110-000-20	Water	BNY 892744 FRCD 2014A DEBT SERVICE	Dreyfus Inst Treasury	MM Mutual Fund		Restricted	0.00			
1112-000-20	Water	BNY 743850 FRCD 2016A DEBT SERVICE	Dreyfus Inst Treasury	MM Mutual Fund		Restricted	0.00			
						Subtotal	\$ -			
1001-000-20	Water	Cash on Hand				Unrestricted	\$ 300.00			
<u>HELD BY F&M BANK:</u>										
1011-000-10	FRCD	F&M 08-032009-01 CHECKING ACCOUNT				Unrestricted	109.26			
1011-000-20	Water	F&M 08-032017-01 OPERATING ACCOUNT				Unrestricted	2,338,967.01			
1084-000-20	Water	F&M 08-03201702-31 MONEY MARKET			0.35%	Unrestricted	100,476.34			
1031-000-20	Water	F&M 08-032912-01 CREDIT CARD ACCOUNT				Unrestricted	793,966.59			
1061-000-20	Water	F&M 08-032890-01 PAYROLL ACCOUNT				Unrestricted	72,787.39			
1071-000-20	Water	F&M 08-032920-01 DRAFTS ACCOUNT				Unrestricted	545,868.90			
						Subtotal	\$ 3,852,175.49			
<u>INVESTMENTS</u>										
1080-000-20	Water	Office of the Treasurer - Sacramento California	LAIF	Investment Pool	0.41%	Unrestricted	\$ 5,459,916.29			
1081-000-20	Water	CALTrust Medium Term		Investment	0.61%	Unrestricted	\$ 1,387,546.96			
1082-000-20	Water									
		<u>PURCHASE DATE</u>	<u>CUSIP</u>	<u>ISSUED BY</u>	<u>CALL DATE</u>	<u>MATURITY DATE</u>	<u>% of Portfolio</u>	<u>Current Yield</u>	<u>COST BASIS</u>	<u>MARKET VALUE</u>
		9/30/2016	N/A	Union Bank of California	N/A	N/A	42.76%	0.04%	\$ 2,225,186.19	\$ 2,225,186.19
		11/19/2020	3135GA5H0	Federal Home Loan (FHLB)	07/10/20 - qrtly	11/25/2025	18.90%	0.590%	\$ 1,000,000.00	983,370.00
		7/31/2020	3134GV3E6	Federal Home Loan (FHLB) Called 03/25/2021	6/30/20 - qrtly	9/29/2023				
		7/31/2020	3133ELQ56	Federal Home Loan (FHLB)	11/25/20 - qrtly	7/2/2024	19.22%	0.570%	\$ 1,000,000.00	1,000,870.00
		11/18/2019	3133ELUK8	Federal Home Loan (FHLB) Called 03/25/2021	06/25/20- qrtly	3/25/2025				
		7/31/2020	3136G4YP2	Federal Natl MTG ASSN	07/09/2021 - qrtly	7/9/2025	19.12%	0.720%	\$ 1,000,000.00	994,810.00
									\$ 5,225,186.19	\$ 5,204,236.19
									Total	\$ 15,904,174.93
									Total Restricted	\$ -
									Total Unrestricted	\$ 15,904,174.93

YTM = Yield to Maturity
 qtrly = quarterly
 cont. = continuous

Consultant Expenses

As of 03/31/2021

Fiscal Retainer Contracts

Consultant	Description	Total Contract	Current Month	Paid to date	2020-2021 FY Budget	Percent of year (75%)
JRG Attorneys, LLP	Task orders	TBD	\$ 3,774	\$ 27,906		
Somach Simmons & Dunn	Task orders	TBD	\$ -	\$ -		
BAKER MANOCK & JENSEN	Task orders	TBD	\$ 190	\$ 5,361		
Liebert Cassidy Whitmore	Task orders	TBD	\$ 382	\$ 9,684		
Murphy Austin Adams	Task orders	TBD	\$ -	\$ 32,718		
Total			\$ 4,346	\$ 75,669	\$ 175,000	43.24%
Solutions by BG, Inc.	Task orders	725,050	\$ 18,480	\$ 159,214	\$ 265,050	60.07%

Major Contracts

Consultant	Description	Total Contract	Current Month	Paid to date	2020-2021 FY Budget	Percent of Contract Amount
*Earl Consulting	PSA	\$ 50,000	\$ 5,175	\$ 29,420		
MFDB Architects	PSA	\$ 192,500	\$ 44,150	\$ 45,150		
Stantec Consulting	PSA	\$ 98,212	\$ -	\$ 14,338		
Tully & Young	PSA	\$ 78,500	\$ 5,865	\$ 9,510		
		\$ 419,212	\$ 55,190	\$ 98,418		23.48%

*Change Order to Amend Contract for an additional \$10,000. Original Contract amount was \$40,000.

**Major Capital Improvement Project
Budget vs Actuals
As of 03/31/2021**

Capital Project	Total Project Budget	Total Project Exp to Date	Percent Spent	Capitalized Labor	Fund Type	Project Type	Mar			YTD % Spent
							2020-21 Budget	Project Exp	Total YTD (1)	
Backyard Water Mains/Service Replacement	\$ 2,649,000	\$ 1,185,145	44.74%	\$ 90,711	R&R	Supply/Distribution	\$ 675,000	\$ 26,067	\$ 181,055	26.82%
Well Rehabilitation Program (11D)	98,000	146,182	149.17%	-	R&R	Supply/Distribution	-	-	31,651	100.00% (2)
Well Rehabilitation Program	120,000	1,500	1.25%	-	R&R	Supply/Distribution	120,000	-	1,500	1.25%
PLC Bucket Replacements	50,000	-	0.00%	-	R&R	Treatment	50,000	-	-	0.00%
Pavement Repair and Coat Seal	10,000	-	0.00%	-	R&R	Building and Site	10,000	-	-	0.00%
Service Line Replacements	140,000	-	0.00%	-	CIP	Supply/Distribution	140,000	-	-	0.00%
Chlorine Analyzers Shallow Wells	75,000	-	0.00%	-	CIP	Treatment	75,000	-	-	0.00%
Well 4D Radio Antenna	30,000	-	0.00%	-	CIP	Treatment	-	-	-	0.00%
RRWTP Variable Frequency Drives	75,000	75,406	100.54%	-	CIP	Treatment	-	-	-	0.00%
Security Cameras	25,000	-	0.00%	-	CIP	Treatment	25,000	-	-	0.00%
9829 Waterman Rd	2,255,750	2,037,496	90.32%	-	CIP	Building and Site	2,277,522	49,325	2,037,496	89.46%
Truck Replacements	135,000	55,996	41.48%	-	CIP	Building and Site	135,000	55,996	55,996	41.48%
Vacuum Excavator	100,000	90,801	90.80%	-	CIP	Building and Site	100,000	-	90,801	90.80%
Unforeseen Capital Projects	100,000	66,379	66.38%	22,012	-	-	100,000	-	66,379	66.38% (3)
Sub-Total	\$ 5,862,750	\$ 3,658,905	62.41%	\$ 112,723			\$ 3,707,522	\$ 131,387	\$ 2,464,878	66.48%

(1) Includes \$112,723 in capitalized labor through 3/31/2021

(2) Capital projects budgeted for in prior years, however, work carried over and completed in current year.

(3) Includes unforeseen capital projects, including:

36" Transmission Main Repair	\$ 55,849
Camden Water Main Repair	10,529
Total	\$ 66,378

April 20, 2021

TO: Chair and Directors of the Florin Resource Conservation District
FROM: Travis Franklin, Program Manager
SUBJECT: **SENATE BILL 427 UPDATE**

RECOMMENDATION

This item is presented for information only. No action by the Florin Resource Conservation District Board of Directors is proposed at this time.

SUMMARY

Senate Bill 427 (SB 427) passed the Senate Governance and Finance Committee with a 5-0 vote and is receiving bipartisan support. SB 427 will next be reviewed by the Senate Public Safety Committee, although recent amendments might result in avoiding that committee.

DISCUSSION

Background

In February 2021, Senator Susan Talamantes Eggman introduced the Florin Resource Conservation District's proposed water theft legislation as Senate Bill 427. This legislation has been developed, in general, to allow water agencies the ability to increase fines for water theft from \$100 to \$1,000 for a first violation, escalating for subsequent violations. During water theft, contamination can occur when non-potable sources are illegally connected to a drinking water system. This higher fine amount would create a more significant deterrent for contractors to stop illegally connecting to water systems, thereby reducing the threat to public health.

Present Situation

In March 2021, the Senate Governance and Finance Committee initiated its review of SB 427. Staff, along with Ryan Ojakian of the Regional Water Authority (RWA), met with the Governance and Finance Committee consultants and Senator Eggman's staff to answer questions about the bill. From this meeting, two (2) amendments to the bill were included to: 1) require agencies to develop a process for granting hardship waivers and 2) bifurcate water theft into two (2) categories (meter tampering and all other forms of water theft). An example of meter tampering is when residents who have had their water shut off break into the meter to turn the water back on. If the water theft is committed via meter tampering, the fines will be \$130 for a first violation, \$700 for a second violation within one (1) year, and \$1,300 for each additional violation within one (1) year. All other forms of water theft which include contractors making illegal connections to fire hydrants will have fines of \$1,000, \$2,000, and \$3,000 for first, second and additional violations respectively within one (1) year.

SENATE BILL 427 UPDATE

Page 2

On April 8, 2021, Senate Bill 427 was heard in the Governance and Finance Committee. Senator Eggman introduced the bill and Ryan Ojakian and General Manager Mark Madison testified in support. Kris Anderson of the Association of California Water Agencies (ACWA) called in to support the bill. There were no calls or testimony in opposition. Senator McGuire, Chair of the Governance and Finance Committee also stated that the bill has bipartisan support and received a 5-0 vote of support from the Committee.

SB 427 may now be referred to the Senate Public Safety Committee for review although an amendment made in March may eliminate the need for their review. That amendment included replacing the term “infraction” with the term “administrative fine.” The Public Safety Committee was interested when using the term “infraction” as their duty is to investigate and study bills amending the Penal Code, criminal procedures, and other statutes of a penal nature. Functionally the bill does not change with this amendment and water agencies will still be able to enact ordinances to administer these water theft fines.

Staff will continue to work with Senator Eggman’s office, Ryan Ojakian and Kris Anderson to ensure SB 427 is voted upon and passed.

ENVIRONMENTAL CONSIDERATIONS

There are no direct environmental considerations associated with this report.

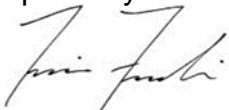
STRATEGIC PLAN CONFORMITY

Tracking active legislation complies with the District’s Water Industry Leadership goals of the 2020-2025 Strategic Plan.

FINANCIAL SUMMARY

There is no direct financial impact associated with this report.

Respectfully submitted,



TRAVIS FRANKLIN
PROGRAM MANAGER

April 20, 2021

TO: Chair and Directors of the Florin Resource Conservation District

FROM: Patrick Lee, Finance Manager/Treasurer

SUBJECT: **ELK GROVE WATER DISTRICT FISCAL YEAR 2020-21 QUARTERLY OPERATING BUDGET STATUS REPORT**

RECOMMENDATION

This item is presented for information only. No action by the Florin Resource Conservation District Board of Directors is proposed at this time.

SUMMARY

Staff is presenting the quarterly budget status report through the third quarter of fiscal year 2020-21. This report is to keep the Florin Resource Conservation District (District) Board of Directors (Board) and the public informed on the financial status of the Elk Grove Water District (EGWD).

DISCUSSION

Background

On June 16, 2020, the Board approved the Fiscal Year (FY) 2020-21 Elk Grove Water District (EGWD) Budget. The adopted FY 2020-21 EGWD Budget has total revenues of approximately \$15.424 million and total expenditures of approximately \$15.769 million, including appropriations into the EGWD FY 2020-2021 Capital Improvement Program (CIP) reserves of approximately \$1.430 million.

On June 22, 2020, the Board held a Special Board Meeting and amended the FY 2020-21 EGWD Operating Budget and the EGWD FY 2021-2025 CIP by increasing the appropriation to the CIP reserves by \$2.0 million, resulting in total expenditures of \$17.769 million, including appropriations of \$3.430 million to the FY 2020-21 CIP reserves.

At the November 17, 2020 regular Board meeting, the Board amended the FY 2020-21 EGWD Operating Budget and the EGWD FY 2021-2025 CIP by increasing the appropriation to capital reserves by \$0.25 million and an appropriation to the operating budget of \$1.7 million, resulting in total appropriations of \$19.734 million in expenditures, including \$3.685 million to the FY 2020-21 CIP reserves.

At the March 16, 2021 Regular Board Meeting, the Board amended the FY 2020-21 EGWD Operating Budget and the EGWD FY 2021-2025 CIP by increasing the appropriation to capital

ELK GROVE WATER DISTRICT FISCAL YEAR 2020-21 QUARTERLY OPERATING BUDGET STATUS REPORT

Page 2

reserves by \$21,772, resulting in total appropriations of \$19.756 million in expenditures, including \$3.707 million to the FY 2020-21 CIP reserves.

The projected expenditures in excess of revenues of approximately \$4.332 million will be funded by transfers from excess operating reserves from prior years.

Present Situation

A summary of the EGWD's financial status as of March 31, 2021 (Attachment 1) is provided and a detailed analysis of the changes in each revenue and expenditure category is as follows:

The revenues collected through the third quarter of the fiscal year total \$12,418,496 which is 81.67% of the \$15,424,142 annual budget. The revenues are \$387,212 or 3.75% above the same quarter of the prior year.

Total Operational Expenses were \$7,072,244 through the third quarter, which is 68.43% of the annual operating budget of \$10,334,274. The actual operating expenses were \$89,825 or 1.29% above the same quarter of the prior fiscal year as follows:

Personnel expenditures total \$2,967,458 which is 74.26% of the \$3,996,057 annual budget. The actual expenses were \$93,078 or 3.24% above the same period of the prior fiscal year. The increase is due mainly to the salaries for three (3) Water treatment Operators who were not hired until November of 2019, as well as an increase in contributions related to OPEB as a result of a new actuarial valuation being conducted.

Seminars, Conventions and Travel expenditures total \$3,913, which is 7.34% of the annual budget of \$53,307. The actual expenses were \$25,872 or 86.86% below the same period of the prior fiscal year due mainly to conferences and seminars transitioning to webinars and broadcasts due to COVID-19, which eliminated the need for traveling.

Office and Operational expenditures total \$806,604, which is 60.26% of the annual budget of \$1,338,578. The actual expenses were \$90,412 or 10.08% below the same period of the prior fiscal year due mainly to a decrease in spending for meter repairs and a decrease in equipment repair as a result of postponing all capital projects due to COVID-19.

Estimated Purchased Water costs total \$2,403,775, which is 75.16% of the annual budget of \$3,198,404. The actual expenses were \$139,738 or 6.17% above the same period of the prior fiscal year. The increase in costs is due mainly to an increase in the total number of accounts in Service Area 2 and an overall increase in water consumption in Service Area 2.

Outside Services expenditures total \$568,354, which is 44.28% of the annual budget of \$1,283,548. The actual expenses were \$20,175 or 3.43% below the same period of the prior

ELK GROVE WATER DISTRICT FISCAL YEAR 2020-21 QUARTERLY OPERATING BUDGET STATUS REPORT

Page 3

fiscal year. The decrease is due mainly to a decrease in engineering costs offset by an increase in contracted services related to temporary staffing as a result of COVID-19, consulting services related to the development of RFP's for the Emergency Response Plan and an increase in janitorial services related to COVID-19.

Equipment Rent, Taxes and Utilities expenditures total \$322,140, which is 69.37% of the annual budget of \$464,380. The actual expenses were \$6,532 or 1.99% below the same period of the prior fiscal year. The decrease is due mainly to the timing of when Sacramento Municipal Utility District invoices are received and processed for payment. March invoices have not yet been received and paid.

ENVIRONMENTAL CONSIDERATIONS

There are no direct environmental considerations associated with this report.

STRATEGIC PLAN CONFORMITY

This item conforms to the FRCD/EGWD's 2020-2025 Strategic Plan. Development and adoption of annual budgets that are balanced through cost saving measures or transfers from operating reserves is specifically identified as an objective in the Fiscal Responsibility section of the Strategic Plan.

FINANCIAL SUMMARY

This report is provided to the Board for information only. There is no financial impact associated with this item at this time. Staff has provided a copy of the March 31, 2021 Quarterly Budget Review (Attachment 2) for the third quarter. The Quarterly Budget Review includes the line-item detail for the expenditure categories for the quarter-to-date for FY 2020-21, as well as the detail for last year's quarter-to-date.

Respectfully submitted,



PATRICK LEE
FINANCE MANAGER/TREASURER

Attachments

Attachment 1

Elk Grove Water District Year to Date Revenues and Expenses Compared to Budget As of March 31, 2021

	General Ledger Reference	YTD Activity	Annual Budget	9/12=75.00% % Realized
Revenues	4100 - 4900	\$ 12,418,496	\$ 15,424,142	80.51%
Operating Expenses				
Salaries & Benefits	5100 - 5280	3,125,306	4,373,018	71.47%
less Capitalized Labor		(112,723)	(376,961)	29.90%
Less CalPERS Prepayment for Remainder of Year: (1)		(22,725)		
Adjusted Salaries and Benefits:		\$ 2,989,858	\$ 3,996,057	74.82%
Seminars, Conventions and Travel	5300 - 5350	3,913	53,307	7.34%
Office & Operational	5410 - 5494	806,604	1,338,578	60.26%
Purchased Water est. (2)	5495 - 5495	2,403,775	3,198,404	75.16%
Outside Services	5505 - 5580	568,354	1,283,548	44.28%
Equipment Rent, Taxes, Utilities	5620 - 5760	322,140	464,380	69.37%
Total Operational Expenses		\$ 7,094,644	\$ 10,334,274	68.65%
Net Operating Income		\$ 5,323,852	\$ 5,089,868	104.60%
Non-Operating Revenues				
Interest Received	9910 - 9910	74,783	100,000	74.78%
Unrealized Gains/(Losses)	9911 - 9911	(29,539)	-	100.00%
Other Income/(Expense)	9920 - 9973	(1,617,818)	(1,709,239)	94.65%
Total Non-Operating Revenues		\$ (1,572,574)	\$ (1,609,239)	97.72%
Non-Operating Expenses				
Election Costs	9950 - 9950	1,887	250,000	0.75%
Capital Expenses (3):				
Capital Improvements	1705 - 1760	2,184,293	2,730,750	79.99%
Capital Replacements	1705 - 1760	214,206	855,000	25.05%
Unforeseen Capital Projects	1705 - 1760	66,379	100,000	66.38%
Total Capital Expenses:		\$ 2,464,878	\$ 3,685,750	66.88%
Bond Interest Accrued (4)	7300 - 7300	1,166,602	1,555,469	75.00%
Total Non Operating Expenses		\$ 3,633,366	\$ 5,491,219	66.17%
Bond Retirement (4):		\$ 1,725,000	\$ 2,300,000	75.00%
Total Expenditures		\$ 13,188,458	19,734,732	66.83%
Revenues in Excess of All Expenditures, including Capital		\$ (1,607,088)	\$ (4,310,590)	37.28%

Notes:

1. The District prepays CalPERS for the employers' share of retirement costs for the entire year. By doing this, the District saves approximately 3.5% in its total CalPERS payments for the year. The adjusted salaries and benefits above shows what salaries and benefits would be if only the amount due to CalPERS YTD was paid YTD, with no prepayment.
2. There is a lag in water billings from the Sacramento County Water Agency. Included above is an estimate of costs to date based on water used.
3. YTD Activity includes \$112,723 in capitalized labor charged to capital projects.
4. Bond retirement payments are made two times a year in September and March
5. Accounts receivable balance, which represents the difference between the total amount billed and total amount collected, as of March 31, 2021 is \$410,303.21.

Attachment 2

**ELK GROVE WATER DISTRICT
QUARTERLY BUDGET REVIEW
THROUGH MARCH 31, 2021
FISCAL YEAR 2020-21**

Account Description	FY 2020-21 Budget	Y-T-D 3/31/2021	75.00% Percentage	Y-T-D 3/31/2020	Change from prior year
4100 Water Payment Revenues - Residential	\$ 13,114,207	10,709,862	81.67%	\$ 10,322,650	\$ 387,212
4110 Water Payment Revenues - Commercial	1,875,372	1,345,860	71.76%	1,379,159	(33,299)
4120 Water Payment Revenues - Fire Service	194,563	147,016	75.56%	147,390	(374)
4200 Meter Fees/Plan Check/Water Capacity	30,000	141,459	471.53%	360,824	(219,365)
4201 Backflow Installation	10,000	21,381	213.81%	6,501	14,880
4300 Fire Protection	-	1,092	100.00%	-	1,092
4520 Door Hanger Fees	115,000	-	0.00%	106,400	(106,400)
4540 New account Fees	25,000	23,850	95.40%	25,770	(1,920)
4550 NSF Fees	3,000	1,260	42.00%	2,135	(875)
4560 Fees & Penalties	-	32	100.00%	-	32
4570 Shut-off Fees	50,000	-	0.00%	38,800	(38,800)
4575 24 Hour Turn On	-	-	0.00%	-	-
4580 Restoration Fees	-	-	0.00%	-	-
4585 Administration Citations	-	1,020	100.00%	-	1,020
4590 Credit Card Fees	8,000	-	0.00%	6,050	(6,050)
4591 Sac County Release of Lien Fee	-	3,620	100.00%	1,147	2,473
4700 Rental Income	-	22,045	100.00%	-	22,045
4900 Customer Refunds	(1,000)	-	0.00%	-	-
TOTAL GROSS REVENUES	\$ 15,424,142	\$ 12,418,496	80.51%	\$ 12,396,826	\$ 21,670

**ELK GROVE WATER DISTRICT
QUARTERLY BUDGET REVIEW
THROUGH MARCH 31, 2021
FISCAL YEAR 2020-21**

Account	Description	FY 2020-21 Budget	Y-T-D 3/31/2021	75.00% Percentage	Y-T-D 3/31/2020	Change from prior year
	Salaries & Benefits					
5100	Executive Salary	211,486	137,100	64.83%	139,310	(2,209)
5110	Exempt Salaries	576,491	421,591	73.13%	440,759	(19,168)
5120	Non-Exempt Salaries	1,538,721	1,238,780	80.51%	1,138,135	100,644
5130	Overtime Compensation	48,500	19,988	41.21%	26,809	(6,822)
5140	On Call Pay	18,250	24,554	134.54%	13,650	10,904
5150	Holiday Pay	124,981	102,959	82.38%	101,893	1,066
5160	Vacation Pay	123,294	114,918	93.21%	89,067	25,851
5170	Personal Time Pay	99,985	66,636	66.65%	78,490	(11,854)
5200	Medical Benefits	796,543	496,149	62.29%	531,474	(35,325)
5195	EAP	944	664	70.33%	697	(33)
5201	EGWD Contribution H.S.A	23,500	22,400	95.32%	21,092	1,308
5210	Dental/Vision/Life Insurance	63,562	42,054	66.16%	46,309	(4,255)
5220	Retirement Benefits	361,277	277,799	76.89%	306,168	(28,369)
5225	Retirement Benefits - Post Employment	165,316	69,600	42.10%	57,145	12,456
5230	Medical Tax, Social Security and SUI	63,503	39,691	62.50%	43,992	(4,301)
5240	Worker's Compensation Insurance	102,585	45,541	44.39%	47,158	(1,617)
5250	Education Assistance	2,500	-	0.00%	-	-
5260	Employee Training	45,500	4,474	9.83%	12,998	(8,524)
5270	Employee Recognition	2,880	409	14.19%	2,378	(1,970)
5280	Meetings	3,200	-	0.00%	605	(605)
	Less Capitalized Expenditures	(376,961)	(112,723)	29.90%	(180,994)	68,271
	Less Remaining CalPERS prepayment	N/A	(22,725)	N/A	(42,754)	N/A
	Category Subtotal	3,996,057	2,989,858	74.82%	2,874,380	115,478
	Seminars, Conventions and Travel					
5300	Airfare	5,600	(39)	-0.70%	2,928	(2,967)
5310	Hotels	17,441	-	0.00%	7,949	(7,949)
5320	Meals	7,246	638	8.81%	2,615	(1,977)
5330	Auto Rental	2,200	-	0.00%	63	(63)
5340	Seminars & Conferences	12,900	(1,130)	-8.76%	10,256	(11,386)
5350	Mileage Reimbursement, Parking, Tolls	1,920	14	0.73%	975	(961)
5375	Auto Allowance	6,000	4,430	73.83%	4,500	(70)
	Category Subtotal	53,307	3,913	7.34%	29,785	(25,872)

**ELK GROVE WATER DISTRICT
 QUARTERLY BUDGET REVIEW
 THROUGH MARCH 31, 2021
 FISCAL YEAR 2020-21**

Account	Description	FY 2020-21 Budget	Y-T-D 3/31/2021	75.00% Percentage	Y-T-D 3/31/2020	Change from prior year
	Office & Operational					
5410	Advertising	6,000	10,416	173.60%	3,959	6,457
5415	Association Dues	154,606	148,968	96.35%	120,258	28,710
5420	Insurance	102,880	95,640	92.96%	86,750	8,890
5425	Licenses, Certifications, Fees	6,445	4,949	76.78%	4,249	700
5430	Repairs & Maintenance - Automotive	42,000	22,419	53.38%	28,367	(5,948)
5432	Repairs & Maintenance - Building	63,500	33,249	52.36%	37,042	(3,793)
5434	Repairs & Maintenance - Computers	19,375	3,915	20.21%	13,726	(9,811)
5435	Repairs & Maintenance - Equipment	102,000	64,366	63.10%	95,551	(31,185)
5438	Fuel	41,720	19,284	46.22%	27,406	(8,122)
5440	Materials	97,000	72,343	74.58%	60,104	12,240
5445	Chemicals	45,000	27,441	60.98%	27,196	245
5450	Meter Repairs	130,000	53,813	41.39%	146,378	(92,565)
5453	Permits	65,050	49,677	76.37%	56,416	(6,739)
5455	Postage	84,950	36,717	43.22%	38,822	(2,106)
5460	Printing	30,350	6,392	21.06%	4,171	2,221
5465	Safety Equipment	15,500	5,790	37.36%	17,379	(11,589)
5470	Software Programs & Updates	210,693	101,437	48.14%	73,268	28,170
5475	Supplies	30,720	12,087	39.34%	18,949	(6,863)
5480	Telephone	39,589	18,086	45.68%	19,451	(1,365)
5485	Tools	12,500	9,187	73.50%	7,532	1,656
5490	Clothing Allowance	7,700	1,127	14.64%	1,778	(650)
5491	EGWD-Other Clothing	13,000	9,300	71.54%	8,265	1,035
5493	Water Conservation Materials	18,000	-	0.00%	-	-
	Category Subtotal	1,338,578	806,604	60.26%	897,015	(90,412)
Account	Description					
5495	Purchased Water	3,198,404	2,403,775	75.16%	2,264,037	139,738

**ELK GROVE WATER DISTRICT
QUARTERLY BUDGET REVIEW
THROUGH MARCH 31, 2021
FISCAL YEAR 2020-21**

Account	Description	FY 2020-21 Budget	Y-T-D 3/31/2021	73.83% Percentage	Y-T-D 3/31/2020	Change from prior year
	Outside Services					
5505	Administration Services	3,590	4,783	133.24%	4,921	(137)
5510	Bank Charges	184,308	127,523	69.19%	128,223	(701)
5515	Billing Services	28,800	15,211	52.82%	12,738	2,473
5520	Contracted Services	521,000	239,450	45.96%	220,711	18,739
5525	Accounting Services	35,000	15,346	43.85%	17,100	(1,754)
5530	Engineering	115,000	28,325	24.63%	83,818	(55,493)
5532	Special Projects	100,000	-	0.00%	-	-
5535	Legal Services	175,000	64,868	37.07%	53,736	11,132
5540	Financial Consultants	10,000	-	0.00%	1,750	(1,750)
5545	Community Relations	9,200	-	0.00%	7,030	(7,030)
5550	Pre-employment	2,500	422	16.89%	1,185	(763)
5552	Misc. Medical	1,000	3,338	333.80%	891	2,447
5555	Janitorial	22,000	17,913	81.42%	8,089	9,824
5560	Bond Administration	7,050	5,720	81.13%	5,770	(50)
5570	Security	29,100	15,018	51.61%	18,593	(3,575)
5575	Sampling	40,000	30,437	76.09%	23,973	6,464
	Category Subtotal	1,283,548	568,354	44.28%	588,529	(20,175)
	Equipment Rent, Taxes and Utilities					
5620	Equipment Rental	27,800	15,106	54.34%	15,689	(583)
5710	Property Taxes	1,500	967	64.46%	995	(28)
5740	Electricity	397,000	270,962	68.25%	286,014	(15,052)
5750	Natural Gas	900	767	85.24%	565	202
5760	Sewer and Garbage	37,180	34,339	92.36%	25,409	8,930
	Category Subtotal	464,380	322,140	69.37%	328,672	(6,532)
	Total Operational Expenses	10,334,274	7,094,644	68.65%	6,982,419	112,225

April 20, 2021

TO: Chair and Directors of the Florin Resource Conservation District

FROM: Patrick Lee, Finance Manager/Treasurer

SUBJECT: **ELK GROVE WATER DISTRICT FISCAL YEAR 2020-21 QUARTERLY CAPITAL RESERVE STATUS REPORT**

RECOMMENDATION

This item is presented for information only. No action by the Florin Resource Conservation District Board of Directors is proposed at this time.

SUMMARY

On June 16, 2020, the Florin Resource Conservation District (District) Board of Directors (Board) adopted the District's Reserve and Capital Investments Policy (Policy), establishing the funding levels for each of the District's respective reserve funds. Per the Policy, the District's unrestricted net position is allocated first to the Operating Reserve (120 days of budgeted operating and maintenance expenses), then to the Fiscal Year 2020-21 capital budget, followed by elections/special studies, with the balance allocated to future capital improvements and future capital replacements in the ratio of 75:25, respectively. The total unrestricted net position that is available to be allocated to reserves at July 1, 2020 was \$18,314,558.

Through the third quarter of Fiscal Year (FY) 2020-21, the District expended \$2,464,878 for capital projects and \$1,887 for elections. The total amount expended of \$2,464,878 for capital projects includes \$31,651 of expenditures related to projects carrying over from prior year but not budgeted for in the FY 2020-21 CIP program. Per Resolution No. 11.17.20.02, the District also expended \$1,628,039 from excess operating reserves to pay down the unfunded accrued liabilities with CalPERS, leaving a remaining total reserve balance at March 31, 2021 of \$14,219,754.

DISCUSSION

Background

On June 16, 2020, the Board approved the FY 2020-21 Elk Grove Water District (EGWD) Operating Budget and the EGWD Capital Improvement Program (CIP) that included an appropriation of \$15.769 million in expenditures, including \$1.430 million in unrestricted funds to the FY 2020-21 CIP reserve funds.

On June 22, 2020, the Board held a Special Board Meeting and amended the FY 2020-21 EGWD Operating Budget and the EGWD FY 2021-2025 CIP by increasing the appropriation to

ELK GROVE WATER DISTRICT FISCAL YEAR 2020-21 QUARTERLY CAPITAL RESERVE STATUS REPORT

Page 2

capital reserves by \$2.0 million, resulting in an appropriation of \$17.769 million in expenditures, including \$3.430 million to the FY 2020-21 CIP reserves.

At the November 17, 2020 regular Board meeting, the Board amended the FY 2020-21 EGWD Operating Budget and the EGWD FY 2021-2025 CIP by increasing the appropriation to capital reserves by \$0.25 million and an appropriation to the operating budget of \$1.7 million, resulting in total appropriations of \$19.734 million in expenditures, including \$3.685 million to the FY 2020-21 CIP reserves.

At the March 16, 2021 regular Board meeting, the Board amended the FY 2020-21 EGWD Operating Budget and the EGWD FY 2021-2025 CIP by increasing the appropriation to capital reserves by \$21,772, resulting in total appropriations of \$19.756 million in expenditures, including \$3.707 million to the FY 2020-21 CIP reserves.

Present Situation

EGWD has appropriated Reserve Funds at July 1, 2020 for FY 2020-21 as follows:

• Operations Reserves (120 days)	\$ 4,714,436
• FY 2020-21 Capital Improvement Fund	\$ 2,525,000
• FY 2020-21 Capital Replacement Fund	\$ 905,000
• Elections and Special Studies	\$ 250,000
• Future Capital Improvements	\$ 7,440,091
• Future Capital Replacements	\$ 2,480,030
	<u>\$ 18,314,558</u>

EGWD has expended \$2,464,878 for capital expenditures through March 31, 2021 as follows:

• Capital Improvement Fund	
○ 9829 Waterman Rd	\$ 2,037,496
○ Truck Replacements	\$ 55,996
○ Vacuum Excavator	\$ 90,801
○ Unforeseen Capital Projects	\$ 33,190
TOTAL	<u>\$ 2,217,483</u>
• Capital Replacement Fund	
○ Backyard Watermain Replacements	\$ 181,055
○ Well Rehab 11D	\$ 31,651
○ Well Rehab Program	\$ 1,500
○ Unforeseen Capital Projects	\$ 33,190
TOTAL	<u>\$ 247,396</u>

ELK GROVE WATER DISTRICT FISCAL YEAR 2020-21 QUARTERLY CAPITAL RESERVE STATUS REPORT

Page 3

The EGWD remaining reserve fund balances as of March 31, 2021, including the \$1,628,039 payment to CalPERS for the District’s unfunded accrued liability and elections costs of \$1,887 are as follows:

• Operations Reserves (120 days)	\$ 4,714,436
• FY 2020-21 Capital Improvement Fund	\$ 585,040
• FY 2020-21 Capital Replacement Fund	\$ 657,605
• Elections and Special Studies	\$ 248,113
• Future Capital Improvements	\$ 6,010,921
• Future Capital Replacements	\$ 2,003,640
	<u>\$ 14,219,754</u>

ENVIRONMENTAL CONSIDERATIONS

There are no environmental considerations associated with this report.

STRATEGIC PLAN CONFORMITY

This item conforms to the FRCD/EGWD’s 2020-2025 Strategic Plan. Developing and adopting annual budgets that are balanced through cost saving measures or transfers from operating reserves is specifically identified as an objective in the Fiscal Responsibility section of the Strategic Plan.

FINANCIAL SUMMARY

There is no financial impact with this report. Staff has provided a copy of the March 31, 2021 Quarterly Capital Reserves Review (attached) for the third quarter.

Respectfully submitted,



PATRICK LEE
FINANCE MANAGER/TREASURER

Attachment

**ELK GROVE WATER RESERVES
Fiscal Year 2020-21
As of 03/31/2021**

Total Available \$ 16,686,519 at 7/1/2020

Operating Reserves	Capital Improvements	Capital Replacements	Elections/ Special Studies	Future Capital Improvements	Future Capital Replacements
Needed	Funded	Funded	Funded	Funded	Funded
\$ 4,714,436	\$ 2,802,522	\$ 905,000	\$ 250,000	\$ 6,010,921	\$ 2,003,640
Available	Expended	Expended	Expended	Expended	Expended
-	\$ 2,217,483	\$ 247,396	\$ 1,887	\$ -	\$ -
Remaining	Remaining	Remaining	Remaining	Remaining	Remaining
\$ 4,714,436	\$ 585,040	\$ 657,605	\$ 248,113	\$ 6,010,921	\$ 2,003,640

Capital Improvement Funds

Supply/Dist. Improvements	Treatment Plant Improvements	Bldng/Site/Veh. Improvements	Unforeseen Capital Projects
Funded	Funded	Funded	Funded
\$ 140,000	\$ 100,000	\$ 2,512,522	\$ 50,000
Expended	Expended	Expended	Expended
\$ -	\$ -	\$ 2,184,293	\$ 33,190
Remaining	Remaining	Remaining	Remaining
\$ 140,000	\$ 100,000	\$ 328,229	\$ 16,811

Capital Replacement Funds

Supply/Dist. Improvements	Treatment Plant Improvements	Bldng/Site/Veh. Improvements	Unforeseen Capital Projects
Funded	Funded	Funded	Funded
\$ 795,000	\$ 50,000	\$ 10,000	\$ 50,000
Expended	Expended	Expended	Expended
\$ 214,206	\$ -	\$ -	\$ 33,190
Remaining	Remaining	Remaining	Remaining
\$ 580,794	\$ 50,000	\$ 10,000	\$ 16,811

April 20, 2021

TO: Chair and Directors of the Florin Resource Conservation District

FROM: Mark J. Madison, General Manager

SUBJECT: **OUTSIDE AGENCY MEETINGS REPORT**

RECOMMENDATION

This item is presented for information only. No action by the Florin Resource Conservation District Board of Directors is proposed at this time.

SUMMARY

The Outside Agency Meetings Report is a standing item on the regular Board meeting agenda. Staff and Florin Resource Conservation District (FRCD) Board of Directors (Board) attended numerous outside agency meetings since the last regular Board meeting. This report is intended to inform the Board of any substantive content included in those meetings that potentially affects the Elk Grove Water District (EGWD).

DISCUSSION

Background

Each month, staff reports on the outside agency meetings that occurred since the previous Board meeting. This report has been designed to list the notable meetings attended, by either staff or Board members. The report will be given orally by staff or Board members in attendance.

Present Situation

The notable outside agency meetings attended since March 2021 were as follows:

- 3/17 Regional Water Authority (RWA) Advocacy Meeting (Franklin)
- 3/19 Sacramento Central Groundwater Authority (SCGA) South American Subbasin Working Group Meeting (Nelson, Kamilos)
- 3/19 RWA Special Board Meeting - Strategic Planning (Kamilos)
- 3/24 State Water Resources Control Board Water Loss Workshop (Franklin)
- 3/25 South American Subbasin Working Group Public Meeting (Nelson, Kamilos)

OUTSIDE AGENCY MEETINGS REPORT

Page 2

- 3/26 California Special Districts Association Legislative Committee Meeting (Mulberg)
- 4/7 Local Agency Formation Commission Regular Meeting (Madison)
- 4/8 State Senate Governance and Finance Committee Meeting (Madison, Franklin)
- 4/13 RWA Water Efficiency Group Meeting – Prop 1 Grand Funding (Franklin)
- 4/14 SCGA Regular Board Meeting (Nelson, Kamilos)
- 4/16 South American Subbasin Working Group Meeting (Nelson, Kamilos)

Staff will orally present the major content items addressed in these meetings during the regular Board meeting.

ENVIRONMENTAL CONSIDERATIONS

There are no direct environmental considerations associated with this report.

STRATEGIC PLAN CONFORMITY

This item conforms to the FRCD/EGWD 2020-2025 Strategic Plan. Participating and actively engaging in outside agency meetings conforms with Strategic Goal No. 7, Water Industry Leadership.

FINANCIAL SUMMARY

There is no financial impact associated with this report.

Respectfully submitted,



MARK J. MADISON
GENERAL MANAGER

April 20, 2021

TO: Chair and Directors of the Florin Resource Conservation District
FROM: Travis Franklin, Program Manager
SUBJECT: **LEGISLATIVE MATTERS AND POTENTIAL DIRECTION TO STAFF**

RECOMMENDATION

This item is presented as information although the Florin Resource Conservation District Board of Directors may provide an action to authorize staff to respond to a legislative item.

SUMMARY

There are several bills that have been introduced in the 2021 legislative session that could potentially impact the Florin Resource Conservation District/Elk Grove Water District (District) if passed. The District sent a letter to the Assembly Water, Parks, & Wildlife Committee in opposition of AB 1434 (attached).

DISCUSSION

Background

The Florin Resource Conservation District (FRCD) Board of Directors (Board) is periodically updated on legislative and regulatory issues.

Present Situation

The following bills have been introduced in the 2021 legislative session that could potentially impact the District if passed in their current form.

AB 59 (Gabriel) Mitigation Fee Act: fees: notice and timelines

This bill would increase the time for mailing the notice of the time and place of the meeting to at least 45 days before the meeting for fee and service changes like water connection or capacity charges. The bill would also remove the statute of limitation for challenges to these fee and service changes. California Special Districts Association (CSDA) has taken an oppose position stating “This bill would leave public water and sewer agencies vulnerable to litigation in perpetuity would undermine the ability of these agencies to properly plan for and finance essential services needed to accommodate new development. “

LEGISLATIVE MATTERS AND POTENTIAL DIRECTION TO STAFF

Page 2

AB 95 (Low) Employees: bereavement leave

Would enact the Bereavement Leave Act of 2021. The bill would require an employer with 25 or more employees to grant an employee up to 10 business days of unpaid bereavement leave upon the death of a spouse, child, parent, sibling, grandparent, grandchild, or domestic partner, in accordance with certain procedures, and subject to certain exclusions. The bill would require an employer with fewer than 25 employees to grant up to 3 business days of leave, in accordance with these provisions. The bill would prohibit an employer from interfering with or restraining the exercise or attempt to exercise the employee's right to take this leave. CSDA has taken an Oppose position.

AB 100 (Holden) Drinking water: pipes and fittings: lead content

The California Safe Drinking Water Act prohibits, with certain exceptions, the use of any pipe, pipe or plumbing fitting or fixture, solder, or flux that is not lead free in the installation or repair of any public water system or any plumbing in a facility providing water for human consumption. The act defines "lead free" for purposes of conveying or dispensing water for human consumption to mean not more than 0.2% lead when used with respect to solder and flux and not more than a weighted average of 0.25% lead when used with respect to the wetted surfaces of pipes and pipe fittings, plumbing fittings, and fixtures. This bill would additionally define "lead free," with respect to endpoint devices, as defined, to mean that the devices do not leach more than one microgram of lead under certain tests and meeting a specified certification.

AB 252 (Rivas) Department of Conservation: Multibenefit Land Repurposing Incentive Program: administration

Would require the Department of Conservation to establish and administer a program named the Multibenefit Land Repurposing Incentive Program for purposes of providing grants to groundwater sustainability agencies or counties, or other specified entities designated by groundwater sustainability agencies or counties, for the development or implementation of local programs supporting or facilitating multibenefit land repurposing at the basin scale. The bill would establish procedures for the department's administration of the program and would require the department to develop guidelines to implement the program and to exercise its expertise and discretion in awarding program funds to eligible applicants. CSDA has taken a Watch position.

LEGISLATIVE MATTERS AND POTENTIAL DIRECTION TO STAFF

Page 3

AB 339 (Lee) State and local government: open meetings

This bill would require all meetings, including gatherings using teleconference technology, to include an opportunity for all persons to attend via a call-in option or an internet-based service option that provides closed captioning services and requires both a call-in and an internet-based service option to be provided to the public. CSDA has taken an Oppose position.

AB 361 (Rivas) Open meetings: local agencies: teleconferences

Would authorize a local agency to use teleconferencing without complying with the teleconferencing requirements imposed by the Ralph M. Brown Act when a legislative body of a local agency holds a meeting for the purpose of declaring or ratifying a local emergency, during a declared state or local emergency, as those terms are defined, when state or local health officials have imposed or recommended measures to promote social distancing, and during a declared local emergency provided the legislative body makes certain determinations by majority vote. CSDA is a sponsor of this bill.

AB 377 (Rivas) Water quality: impaired waters

Would require all California surface waters to be fishable, swimmable, and drinkable by January 1, 2050, as prescribed. The bill would prohibit the state board and regional boards from authorizing an NPDES discharge, waste discharge requirement, or waiver of a waste discharge requirement that causes or contributes to an exceedance of a water quality standard, or from authorizing a best management practice permit term to authorize a discharge that causes or contributes to an exceedance of a water quality standard in receiving waters. The bill would prohibit, on or after January 1, 2030, a regional water quality control plan from including a schedule for implementation for achieving a water quality standard that was adopted as of January 1, 2021, and would prohibit a regional water quality control plan from including a schedule for implementation of a water quality standard that is adopted after January 1, 2021, unless specified conditions are met. CSDA has taken an Oppose position.

AB 1434 (Friedman) Urban water use objectives: indoor residential water use

This bill would establish, beginning January 1, 2023, until January 1, 2025, the standard for indoor residential water use as 48 gallons per capita daily. The bill would establish, beginning January 1, 2025, the standard as 44 gallons per capita daily and, beginning January 1, 2030, 40 gallons per capita daily. The bill would eliminate the requirement that the department, in coordination with the state board, conduct necessary studies and investigations and jointly recommend to the Legislature a standard for indoor residential

LEGISLATIVE MATTERS AND POTENTIAL DIRECTION TO STAFF

Page 4

water use. The Association of California Water Agencies (ACWA) and CSDA have taken an Oppose position and Elk Grove Water District has sent a letter of opposition to the Assembly Water, Parks, & Wildlife Committee.

AB 1500 (Multiple) Safe Drinking Water, Wildfire Prevention, Drought Preparation, Flood Protection, Extreme Heat Mitigation, and Workforce Development Bond Act of 2022

This bill would enact the Safe Drinking Water, Wildfire Prevention, Drought Preparation, Flood Protection, Extreme Heat Mitigation, and Workforce Development Bond Act of 2022, which, if approved by the voters, would authorize the issuance of bonds in the amount of \$6,700,000,000 pursuant to the State General Obligation Bond Law to finance projects for safe drinking water, wildfire prevention, drought preparation, flood protection, extreme heat mitigation, and workforce development programs. CSDA has taken a Support if amended position.

SB 45 (Portantino) Wildfire Prevention, Safe Drinking Water, Drought Preparation, and Flood Protection Bond Act of 2022

Would enact the Wildfire Prevention, Safe Drinking Water, Drought Preparation, and Flood Protection Bond Act of 2022, which, if approved by the voters, would authorize the issuance of bonds in the amount of \$5,510,000,000 pursuant to the State General Obligation Bond Law to finance projects for a wildfire prevention, safe drinking water, drought preparation, and flood protection program. CSDA has taken a Support if amended position.

SB 95 (Skinner) Employment: COVID-19: supplemental paid sick leave

On March 19, 2021, Governor Newsom signed into law SB 95, codifying new obligations on public agency employers to provide eighty hours of COVID-19 Supplemental Paid Sick Leave to employees who are unable to work or telework and have certain qualifying reasons for such paid leave. SB 95 provides a new employee entitlement to such leave retroactive to January 1, 2021 and effective through September 30, 2021.

SB 222 (Dodd) Water Affordability Assistance Program

Would establish the Water Affordability Assistance Fund in the State Treasury to help provide water affordability assistance, for both drinking water and wastewater services, to low-income ratepayers and ratepayers experiencing economic hardship in California. The bill would make moneys in the fund available upon appropriation by the Legislature to the state board to provide, as part of the Water Affordability Assistance Program

LEGISLATIVE MATTERS AND POTENTIAL DIRECTION TO STAFF

Page 5

established by the bill, direct water bill assistance, water bill credits, water crisis assistance, affordability assistance, and short-term assistance to public water systems to administer program components. CSDA has taken an Oppose unless amended position.

SB 223 (Dodd) Discontinuation of residential water service

Current law prohibits an urban and community water system, defined as a public water system that supplies water to more than 200 service connections, from discontinuing residential water service for nonpayment until a payment by a customer has been delinquent for at least 60 days. Current law requires an urban and community water system to have a written policy on discontinuation of residential service for nonpayment, including, among other things, specified options for addressing the nonpayment. Current law requires an urban and community water system to provide notice of that policy to customers, as provided. This bill would apply those provisions, on and after July 1, 2022, to a very small community water system, defined as a public water system that supplies water to 200 or fewer service connections used by year-long residents. CSDA has taken an Oppose unless amended position.

SB 230 (Portantino D) State Water Resources Control Board: Constituents of Emerging Concern Program

Would require the State Water Resources Control Board to establish, maintain, and direct an ongoing, dedicated program called the Constituents of Emerging Concern Program to assess the state of information and recommend areas for further study on, among other things, the occurrence of constituents of emerging concern (CEC) in drinking water sources and treated drinking water. The bill would require the state board to convene, by an unspecified date, the Science Advisory Panel to review and provide recommendations to the state board on CEC for further action, among other duties. The bill would require the state board to provide an annual report to the Legislature on the ongoing work conducted by the panel. CSDA has taken a Support position.

SB 274 (Wieckowski) Local government meetings: agenda and documents

This bill will require public agencies to email meeting agendas and the supporting agenda packets, or a link to where they can be found on an agency's website, to members of the public that have requested them. Just like when the public requests meeting materials be mailed to them, this standing request is valid for one year. In the event that it is not technically feasible to email the meeting materials or a link to where it can be found on a website, an agency can physically mail the materials and charge the requested for the costs of the mailing. CSDA has taken a Watch position.

LEGISLATIVE MATTERS AND POTENTIAL DIRECTION TO STAFF

Page 6

SB 323 (Caballero D) Local government: water or sewer service: legal actions

This proposal would authorize a local agency or interested person to bring a validation action in a superior court to determine the validity of a fee or charge for water and sewer service. The proposal would require an interested party bring an action within 120 days after the local agency adopts the fee or charge. This bill is sponsored by ACWA and the are urging member agencies to sign on to their coalition letter. See attachment. CSDA has taken a Support position.

SB 351 (Caballero) Water Innovation Act of 2021

This bill, the Water Innovation Act of 2021, would create the Office of Water Innovation at the California Water Commission for the furtherance of new technologies and other innovative approaches in the water sector. The bill would require the office, by December 31, 2023, to take specified measures to advance innovation in the water sector. The bill would make findings and declarations regarding the need for water innovation. CSDA has taken a Support position.

SB 443 (Newman) Election: redistricting

This bill would make the criteria for the district boundaries of a county board of education, school district, community college district, special district, city, or county consistent with the criteria for Senate, Assembly, Congress, and State Board of Equalization districts established under the Constitution. CSDA has taken a Watch position.

H.R.535 (Garamendi) and S.91 (Kyrsten)

H.R. 535 and S. 91, the Special Districts Provide Essential Services Act, were introduced on January 28 to provide special districts with direct access to future local government pandemic relief. The Special Districts Provide Essential Services Act would establish a federal definition for "special district." It would require states to direct at least 5 percent of future Coronavirus Relief Fund (CRF) allocations to their special districts. States would have the discretion to establish their own programs to disburse the funds to special districts demonstrating pandemic-related need for relief. States would have flexibility to use excess funds, should the U.S. Treasury permit, after 60 days should special districts' declared needs be met. The bills would also codify districts' access to the Federal Reserve's Municipal Liquidity Facility. CSDA is in support of this bill and is asking members to send a letter of support to their members of Congress as well as U.S. Senators Dianne Feinstein and Alex Padilla to share why the legislation is important for special districts and their constituents.

LEGISLATIVE MATTERS AND POTENTIAL DIRECTION TO STAFF

Page 7

Staff will continue to monitor these bills along with any other bills which may affect District operations.

ENVIRONMENTAL CONSIDERATIONS

There are no direct environmental considerations associated with this report.

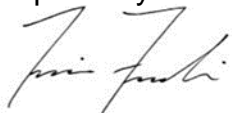
STRATEGIC PLAN CONFORMITY

Tracking active legislation complies with the District's Water Industry Leadership goals of the 2020-2025 Strategic Plan.

FINANCIAL SUMMARY

There is no direct financial impact associated with this report.

Respectfully submitted,



TRAVIS FRANKLIN
PROGRAM MANAGER

Attachment



April 6, 2021

The Honorable Eduardo Garcia
Chair, Assembly Committee on Water, Parks & Wildlife
State Capitol, Room 4140
Sacramento, CA 95814

RE: AB 1434 (Friedman) – Indoor Residential Water Use Standards - OPPOSE

Dear Chair Garcia,

On behalf of Elk Grove Water District, I am writing to respectfully Oppose AB 1434, which would arbitrarily change the indoor water use standards established by AB 1668 (Friedman, 2018). This bill proposes to incrementally lower the indoor water use standard starting January 1, 2023 to reach a standard of 40 gallons per capita daily (GPCD) starting in 2030. Further, the bill removes the requirement for the Department of Water Resources (DWR), in consultation with the State Water Resources Control Board (State Water Board), to submit a report (DWR Report) on the result of its indoor water use studies and make recommendations regarding the existing standards.

AB 1668 and SB 606 (Hertzberg, 2018) were a package of bills that implemented new water use efficiency standards, of which one part is the indoor water use standard this bill proposes to change. The provisions in these two bills were closely negotiated by stakeholders in the water community, as well as members of the Legislature and environmental community. An important component of those negotiations was the requirement for DWR to conduct studies to identify a standard for indoor residential water use that reflects best practices.

The DWR Report was due January 1, 2021 but has not yet been made public. It is anticipated, based on the existing statutory requirements, that any forthcoming report or set of recommendations would be in draft form, because it is required by law to be finalized in collaboration with, and input from, stakeholders. Stakeholders have not yet seen any draft study results or recommendations from DWR or the State Water Board.

Our agency supports evidence-based decision making, and this bill does not rely on evidence because the DWR Report has not yet been finalized or released to the public.

9257 Elk Grove Blvd. Elk Grove, CA 95624 (916) 685-3556 Fax (916) 685-5376

This bill is premature and goes back on the agreements that were made when AB 1668 and SB 606 were passed and signed into law. Changes to the indoor water use standards should not even be considered prior to the final DWR Report being released. The new indoor use standards in this bill are not based on robust findings and an analysis of the benefits and impacts of how the changing standard will impact water and wastewater management, including potable water use, wastewater, recycling and reuse systems, infrastructure, operations, and supplies.

For these reasons, Elk Grove Water District has serious concerns about this bill and respectfully requests your "No" vote when it is heard in the Assembly Committee on Water, Parks & Wildlife.

Sincerely,



MARK J. MADISON
GENERAL MANAGER

cc: The Honorable Laura Friedman
Members, Assembly Committee on Water, Parks & Wildlife

April 20, 2021

TO: Chair and Directors of the Florin Resource Conservation District
FROM: Mark J. Madison, General Manager
SUBJECT: **ELK GROVE WATER DISTRICT OPERATIONS REPORT – MARCH 2021**

RECOMMENDATION

This item is presented for information only. No action by the Florin Resource Conservation District Board of Directors is proposed at this time.

SUMMARY

The Elk Grove Water District (EGWD) Operations Report is a standing item on the regular board meeting agenda.

All regulatory requirements were met for the month of March. Other notable events are described below.

DISCUSSION

Background

Every month, staff presents an update of the activities related to the operations of the EGWD. Included for the Florin Resource Conservation District Board of Director's review is the EGWD's March 2021 Operations Report.

Present Situation

The EGWD March 2021 Operations Report highlights are as follows:

- **Operations Activities Summary** – No door hangers were placed for past due balances. The district is currently suspending all shut offs due to the present COVID-19 pandemic. We received three (3) water pressure complaints and three (3) water quality complaints. Upon inspection, all water complaints were unsubstantiated.
- **Production** – The Combined Total Service Area 1 production graph on page 13 shows that production during the month of March decreased 0.37 percent compared to March 2020 and is 21.52 percent less than what was produced in 2013. Year 2013 is the baseline year the State Water Resources Control Board

ELK GROVE WATER DISTRICT OPERATIONS REPORT – MARCH 2021

Page 2

adopted for water usage. The Total Demand/Production for both service areas on page 14 shows that customer use during the month of March, compared to March 2013, was down by 14.77 percent.

- **Static and Pumping Level Graphs** – The first quarter soundings are shown and generally indicate that the static water levels in deeper zones have risen slightly compared to the first quarter of 2019. The shallow zones are nearly the same.
- **Treatment (Compliance Reporting)** – All samples taken during the month comply with all regulatory permit requirements. No exceedances of any maximum contaminant levels were found, and all water supplied to EGWD’s customers met or exceeded safe drinking water standards.
- **Corrective Maintenance Program** – The tables included in this section of the report also include certain activities completed to date. Below is a list of out-of-ordinary maintenance work completed in March:
 - Staff completed retrofitting well #9 Polhemus with a new magnetic flowmeter and converter. The previous propeller type meter had become undependable.
 - Staff replaced a faulty phase failure relay (PFR) in the Motor Control Cabinet at well #11D Dino. The defective part was triggering false alarms and as a result, would not permit the well to run automatically.
 - Staff investigated and repaired a malfunctioning electric actuated butterfly valve. The valve is partly responsible for automatically opening and closing one of the media filters at the Railroad Water Treatment Plant.
- **Cross Connection Control Program 2021** – EGWD issued 83 testing notices for the month. Pursuant to the notices, 69 devices passed. Of the 14 remaining, seven (7) of the devices passed the second test and seven (7) were not tested by the due date. The total number of delinquents is seven (7).
- **Safety Meetings/Training** – Four (4) safety training sessions were conducted for the month which is compliant with OSHA standards.
- **Service and Main Leaks Map** – There was one (1) service line leak and zero main line leaks during March.
- **System Pressures** – Pressures in Service Area 1 generally remained stable during the month of March. Pressures in Service Area 2, which are controlled by

April 20, 2021

ELK GROVE WATER DISTRICT OPERATIONS REPORT – MARCH 2021

Page 3

Sacramento County Water Agency, were also stable as compared to the previous month.

ENVIRONMENTAL CONSIDERATIONS

There are no direct environmental considerations associated with this report.

STRATEGIC PLAN CONFORMITY

This item conforms to the FRCD/EGWD 2020-2025 Strategic Plan. The EGWD Operations Report provides an ongoing review of EGWD's operations, and therefore, conforms with Strategic Goal No. 1, Governance and Customer Engagement.

FINANCIAL SUMMARY

There is no financial impact associated with this report.

Respectfully submitted,



MARK J. MADISON
GENERAL MANAGER

MJM/ac


EGWD

OPERATIONS REPORT

March 2021



Elk
Grove
Water
District



Elk Grove Water District
Operations Report
Table of Contents

1. Operations Activities Summary	3
a. Door Hangers and Shut Off Tags	4
2. Production	
a. Active Well Sites & Intertie Connections Map	5
b. Monthly Production Graphs	
i. Well 1D School Street	6
ii. Well 4D Webb Street	7
iii. Well 11D Dino	8
iv. Well 14D Railroad	9
v. Well 8 Williamson	10
vi. Well 9 Polhemus	11
vii. Well 13 Hampton	12
c. Combined Total Production	13
d. Total Demand/Production	14
e. EGWD Water Usage	15
f. EGWD Combined R-GPCD	16
3. Static and Pumping Level Graphs	
a. Well 1D School Street	17
b. Well 4D Webb Street	18
c. Well 11D Dino	19
d. Well 14D Railroad	20
e. Well 8 Williamson	21
f. Well 9 Polhemus	22
g. Well 13 Hampton	23
4. Regulatory Compliance	
a. Monthly Water Sample Report	24-28
b. Wastewater Source Control Monthly Compliance Report	29-30
c. Monthly Summary of Distribution System Coliform Monitoring	31-32
d. Monthly Summary of the Hampton Groundwater Treatment Plant	33-34
e. Monthly Fluoridation Monitoring Report	35-36
f. Quarterly Report for Disinfectant Residuals Compliance Monitoring	37-39
g. Quarterly Summary of Raw Groundwater Coliform Monitoring	40-41
h. Quarterly TTHM And HAA5 Report for Disinfection Byproducts Compliance	42-44
5. Preventative Maintenance Program	
a. Ground Water Wells	45
b. Railroad Water Treatment and Storage Facility	46
c. Hampton Village Water Treatment Plant	47
d. Standby Generators	48
6. Cross Connection Control Program 2021	49
7. Safety Meetings/Training	50
8. Service and Main Leaks Map	51
9. Sample Station Areas Map	52
10. Sample Station Area(s) Pressure Monitoring	53-62

Operations Activities Summary

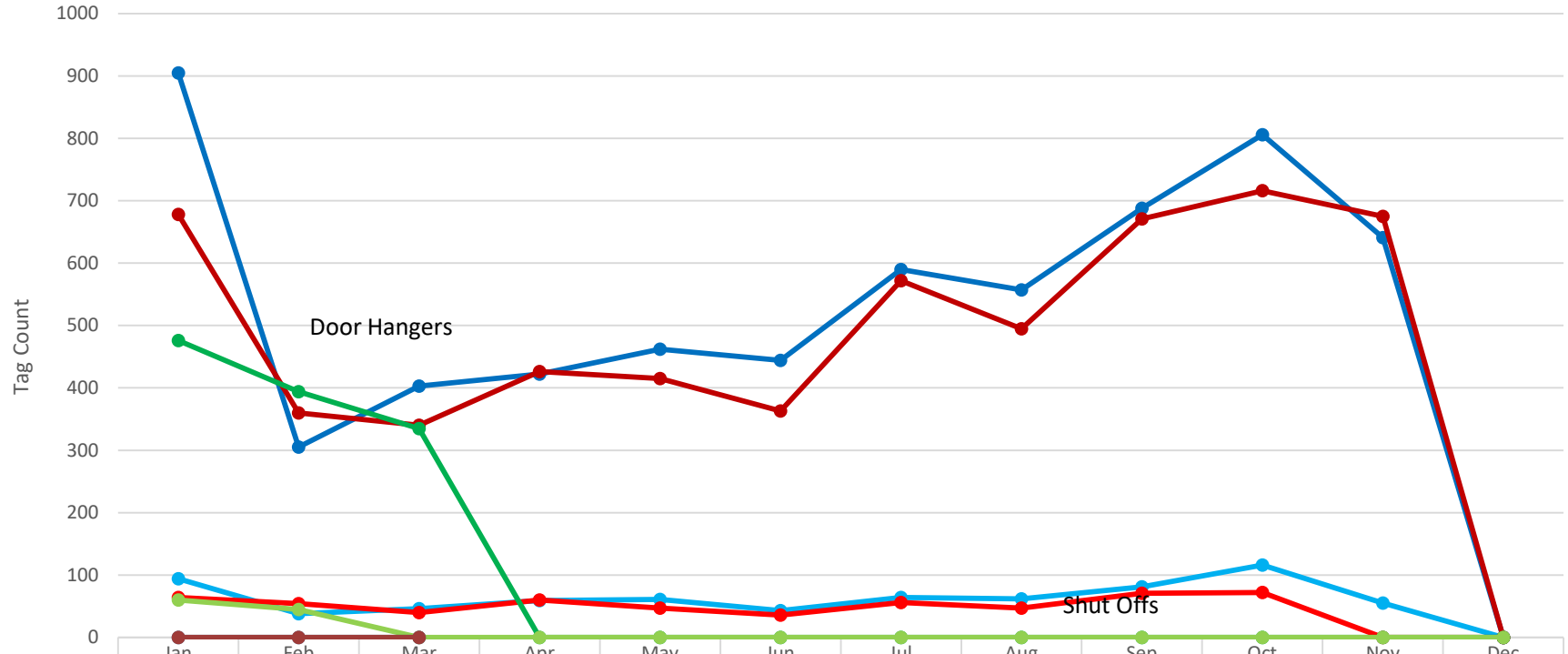
<u>Service Requests:</u>	March -21		YTD (Since Jan. 1, 2021)	
<u>Department</u>	<u>Service Request</u>	<u>Hours</u>	<u>Service Request</u>	<u>Hours</u>
Distribution				
Door Hangers	0	0	0	0
Shut offs	0	0	0	0
Turn ons	3	0.75	4	1
Investigations	27	6.75	67	16.75
USA Locates	439	109.75	1,055	263.75
Customer Complaints				
-Pressure	3	1.5	4	2
-Water Quality	3	1.5	7	3.5
-Other	0	0	0	0

<u>Work Orders:</u>	March -21		YTD (Since Jan. 1, 2021)	
<u>Department</u>	<u>Work Orders</u>	<u>Hours</u>	<u>Work Orders</u>	<u>Hours</u>
Treatment:				
Preventative Maint.	34	84	72	164
Corrective Maint.	4	36	11	92.5
Water Samples	14	41	45	119
Distribution:				
Meters Installed	0	0	3	1.5
Meter Change Out	30	17.5	53	36.5
Preventative Maint.				
-Hydrant Maintenance (140)	364	54.75	697	109.75
-Valve Exercising (127)	290	63	406	83.75
-Other	0	0	0	0
Corrective Maint.				
-Leaks	1	15	6	95.5
-Other	11	3.25	13	3.75
Valve Locates	0	0	0	0
Utility:				
Corrective Maint.	0	0	0	0



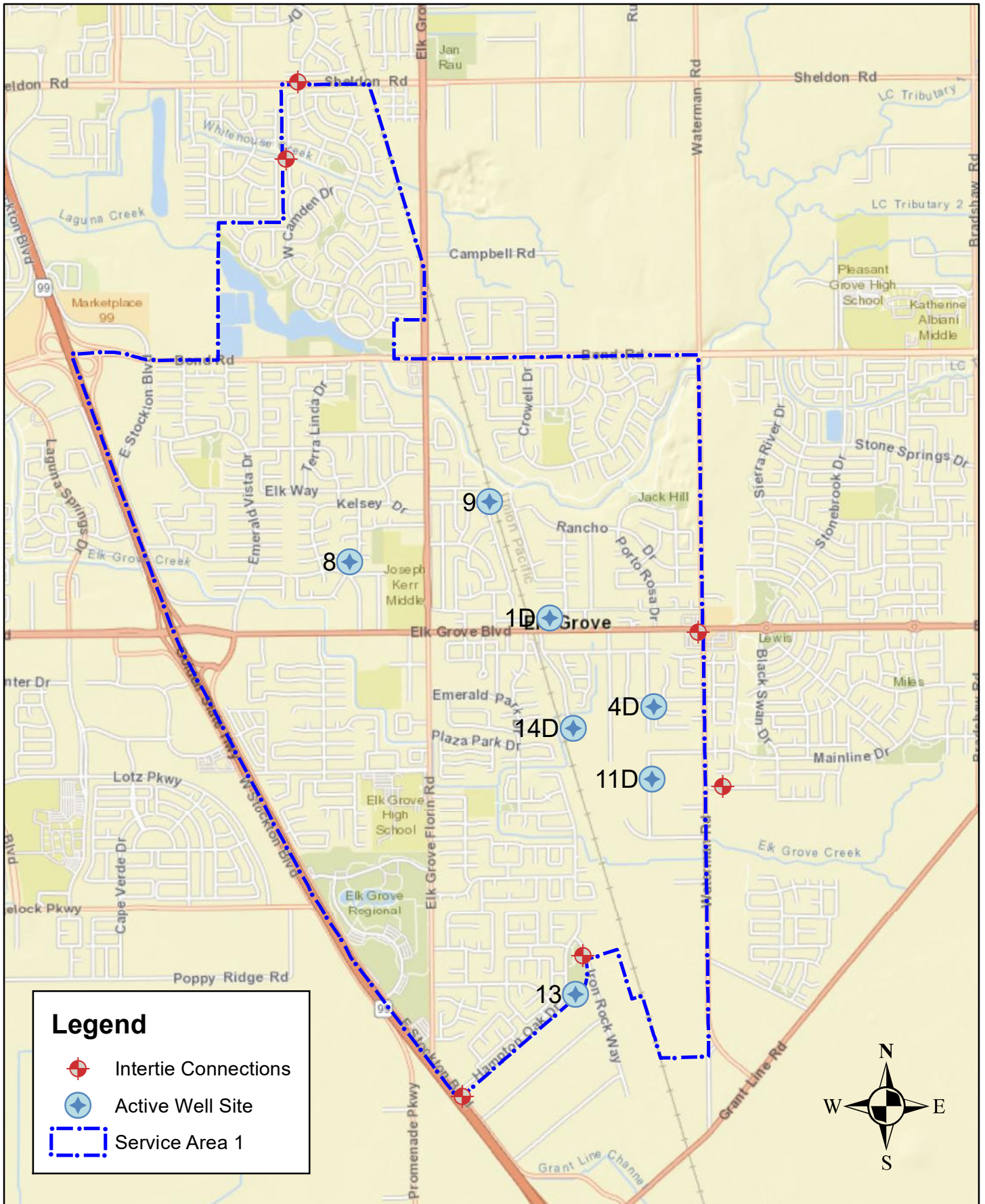
Elk Grove Water District

Door Hangers and Shut Off Tags






	Jan	Feb	Mar	Apr	May	Jun	Jul	Aug	Sep	Oct	Nov	Dec
2018 Door Hangers	905	305	403	422	462	444	590	557	688	806	641	0
2018 Shut Offs	94	38	46	59	61	43	64	62	81	116	55	0
2019 Door Hangers	678	360	340	426	415	363	572	495	671	716	675	0
2019 Shut Offs	64	54	40	60	47	36	56	47	71	72	0	0
2020 Door Hangers	476	394	335	0	0	0	0	0	0	0	0	0
2020 Shut Offs	60	45	0	0	0	0	0	0	0	0	0	0
2021 Door Hangers	0	0	0									
2021 Shut Offs	0	0	0									

4

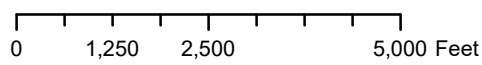


Legend


-  Intertie Connections
-  Active Well Site
-  Service Area 1



Active Well Sites & Intertie Connections



Elk Grove Water District



Elk Grove Water District

Monthly Production

Well 1D School -- Mar. 2021

Selected Month Production

72,072 Gallons

Average GPM:

2,002

Motor:

Volts: 471

Volts (Rated): 460

RPM: 1790

RPM (Rated): 2115

Amps A: 182

Amps A (Rated): 222

Amps B: 180

Amps B (Rated): 222

Amps C: 176

Amps C (Rated): 222

Motor Temp: 80.9 F

Hour Meter: 0.60

KW Hour Total: 240

Chlorine:

Dosing: 1.6 mg/L

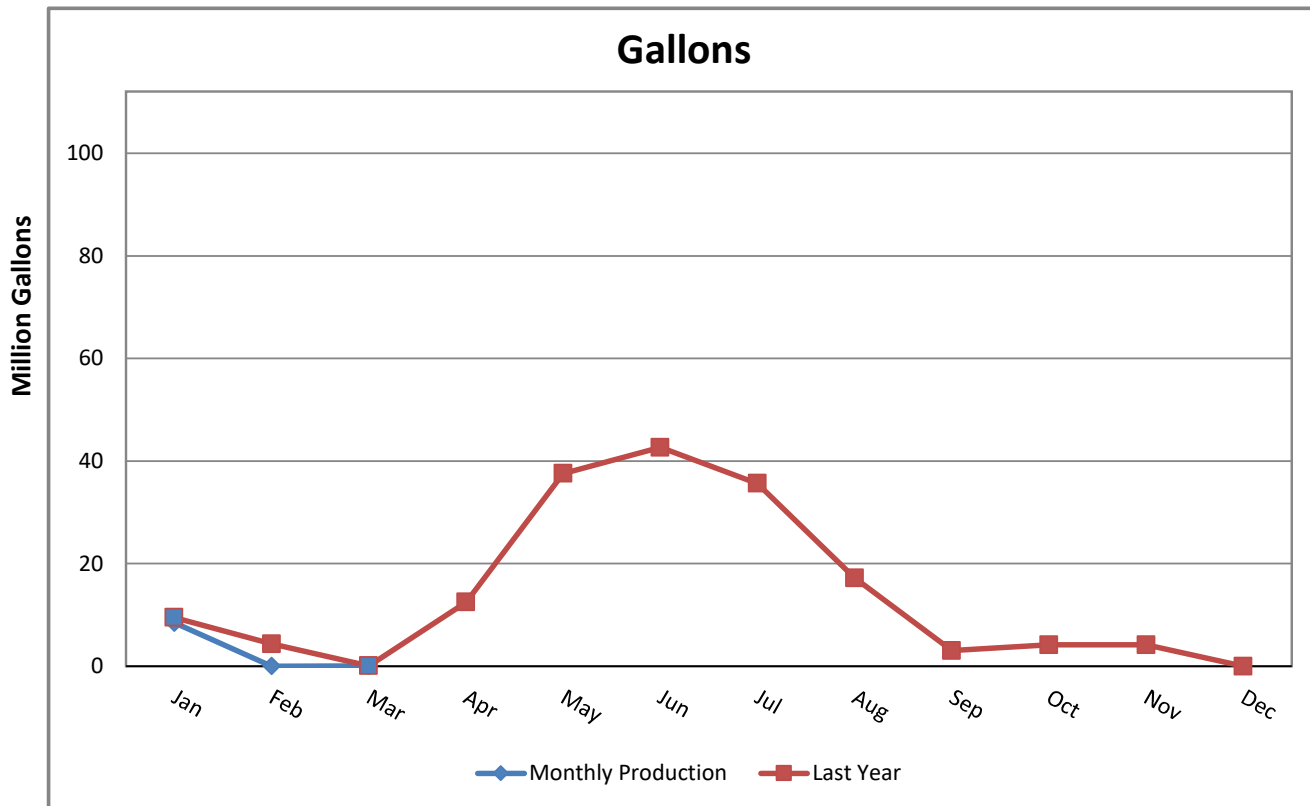
Demand: 0.55 mg/L


Residual: 1.05 mg/L

Vibration Reading:

Base Line: 0.05 in/sec

Current: 0.03 in/sec





Elk Grove Water District

Monthly Production

Well 4D Webb -- Mar. 2021

Selected Month Production

68,175,621 Gallons

Average GPM:

1,704

Motor:

Volts: 481

Volts (Rated): 460

RPM: 1635

RPM (Rated): 1775

Amps A: 200

Amps A (Rated): 225

Amps B: 198

Amps B (Rated): 225

Amps C: 199

Amps C (Rated): 225

Motor Temp: 153.5 F

Hour Meter: 666.50

KW Hour Total: 85,680

Chlorine:

Dosing: 1.76 mg/L

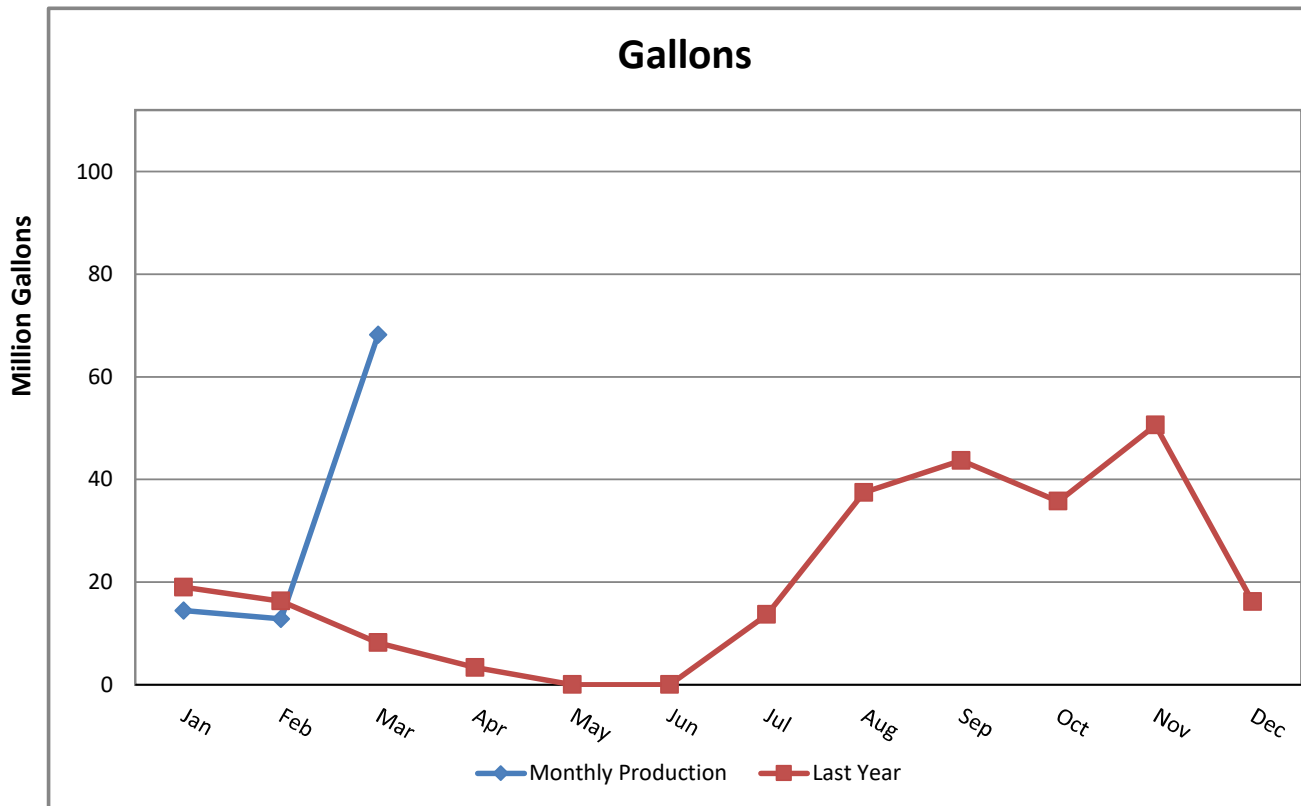
Demand: 0.72 mg/L


Residual: 1.04 mg/L

Vibration Reading:

Base Line: 0.05 in/sec

Current: 0.01 in/sec





Elk Grove Water District

Monthly Production

Well 11D Dino -- Mar. 2021

Selected Month Production

62,689 Gallons

Average GPM:

1,492

Motor:

Volts: 481

Volts (Rated): 460

RPM: 1648

RPM (Rated): 1775

Amps A: 188

Amps A (Rated): 225

Amps B: 187

Amps B (Rated): 225

Amps C: 183

Amps C (Rated): 225

Motor Temp: 100.7 F

Hour Meter: 0.70

KW Hour Total: 1,500

Chlorine:

Dosing: 1.89 mg/L

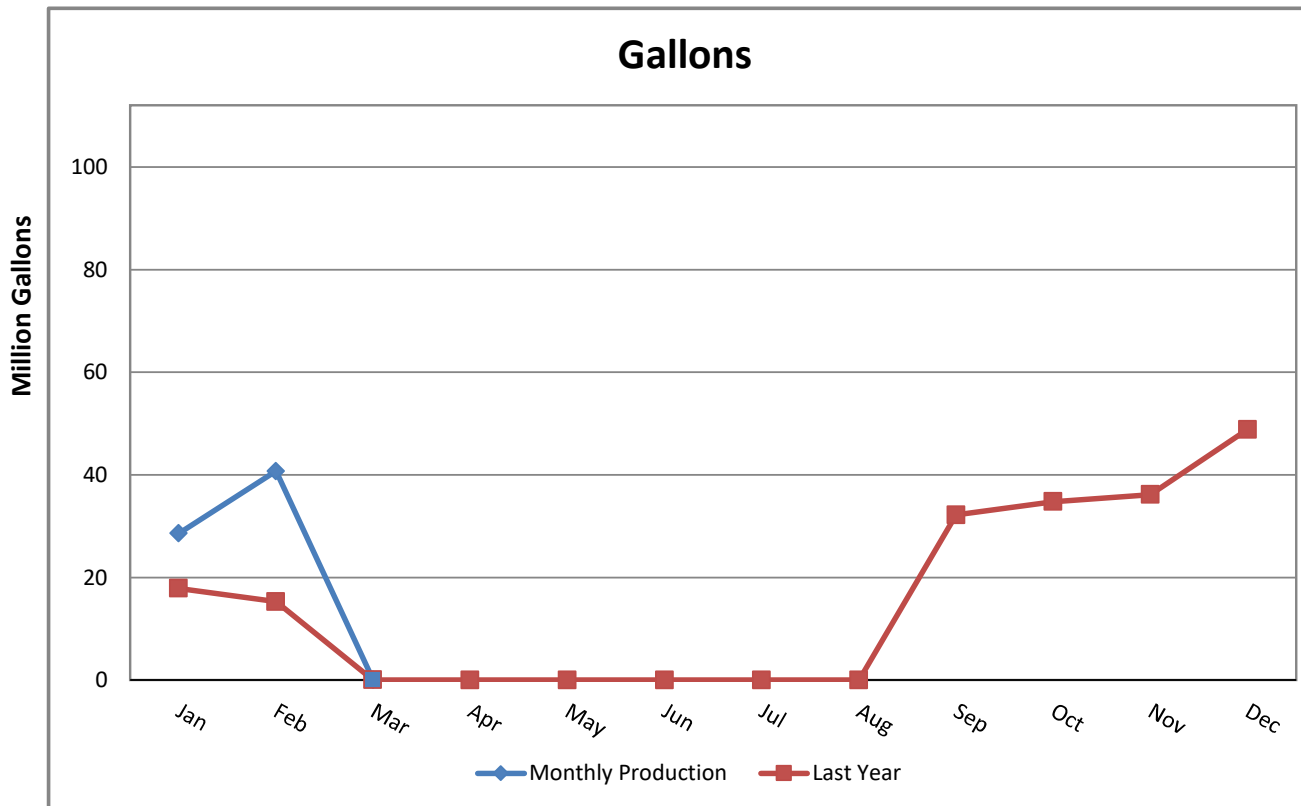
Demand: 0.77 mg/L


Residual: 1.12 mg/L

Vibration Reading:

Base Line: 0.05 in/sec

Current: 0.01 in/sec





Elk Grove Water District

Monthly Production

Well 14D Railroad -- Mar. 2021

Selected Month Production

3,882,694 Gallons

Average GPM:

1,211

Motor:

Volts: 479
 Volts (Rated): 460
 RPM: 1785
 RPM (Rated): 1785
 Amps A: 157
 Amps A (Rated): 171
 Amps B: 158
 Amps B (Rated): 171
 Amps C: 157
 Amps C (Rated): 171

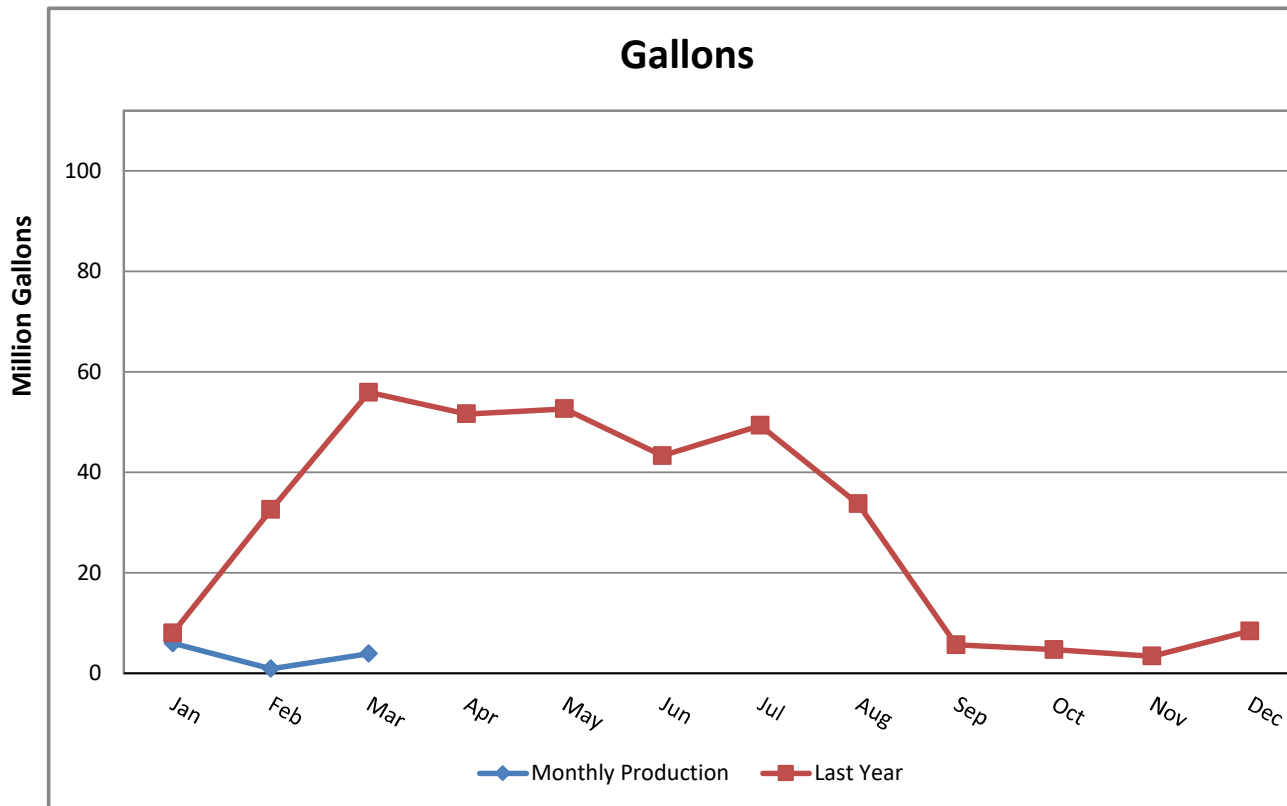
Motor Temp.: 102.3 F
 Hour Meter: 53.40
 KW Hour Total: 64,480
 (KWH total is for the entire facility)


Chlorine:

Dosing: 1.92 mg/L
 Demand: 0.84 mg/L
 Residual: 1.08 mg/L

Vibration Reading:

Base Line: 0.02 in/sec
 Current: 0.02 in/sec





Elk Grove Water District

Monthly Production

Well 8 Williamson -- Mar. 2021
(Submersible)

Selected Month Production

6,233,799 Gallons

Average GPM:

540

Motor:

Volts: 462

Volts (Rated): 460

Amps A: 60

Amps A (Rated): 65

Amps B: 58

Amps B (Rated): 65

Amps C: 60

Amps C (Rated): 65

Hour Meter: 192.10

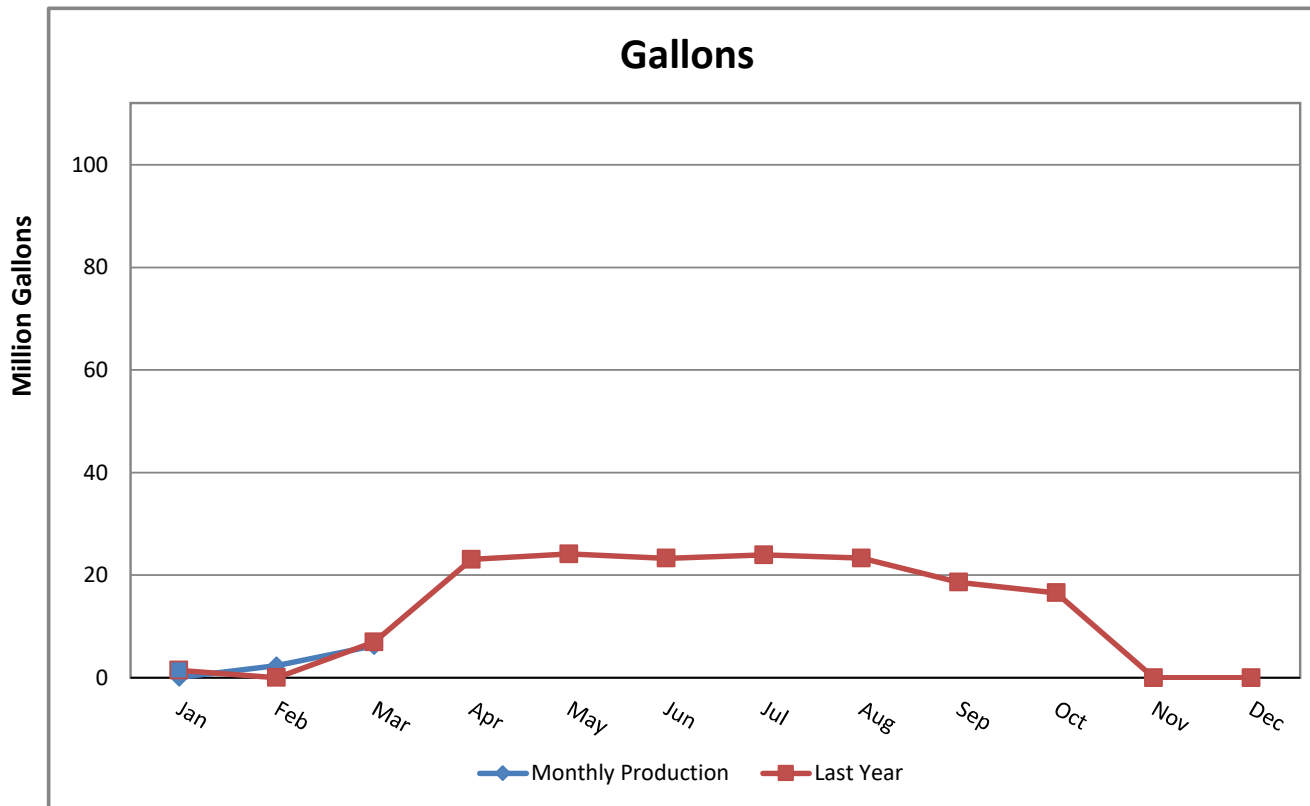
KW Hour Total: 7,735


Chlorine:

Dosing: 1.15 mg/L

Demand: 0.06 mg/L

Residual: 1.09 mg/L





Elk Grove Water District

Monthly Production

Well 9 Polhemus -- Mar. 2021
(Submersible)

Selected Month Production
28,821 Gallons

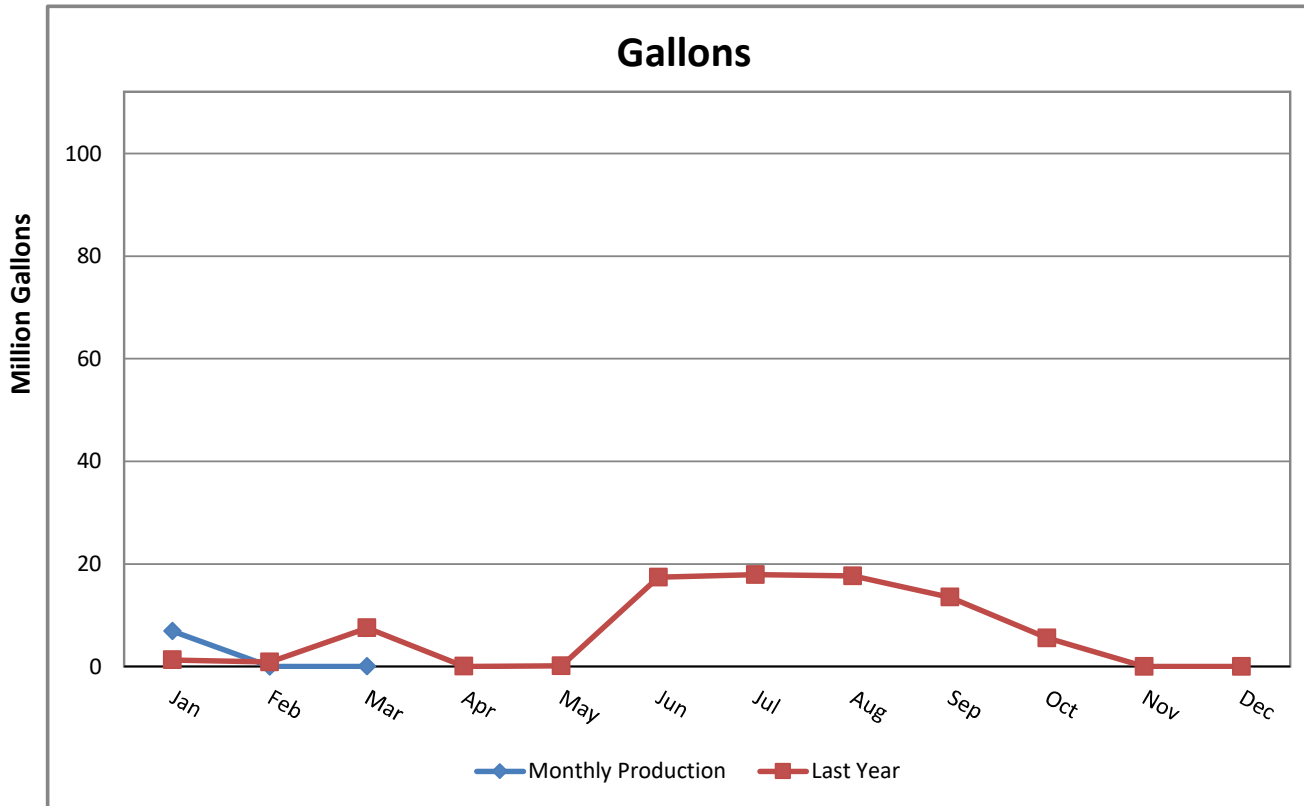
Average GPM:
686


Motor:
Volts: 482
Volts (Rated): 460

Amps A: 58
Amps A (Rated): 65
Amps B: 58
Amps B (Rated): 65
Amps C: 61
Amps C (Rated): 65

Hour Meter: 0.70
KW Hour Total: 214

Chlorine:
Dosing: 1.6 mg/L
Demand: 0.93 mg/L
Residual: 0.67 mg/L





Elk Grove Water District

Monthly Production

Well 13 Hampton -- Mar. 2021

Selected Month Production

449,302 Gallons

Average GPM:

891

Motor:

Volts: 477

Volts (Rated): 460

RPM: 1786

RPM (Rated): 1785

Amps A: 102

Amps A (Rated): 141

Amps B: 104

Amps B (Rated): 141

Amps C: 105

Amps C (Rated): 141

Motor Temp.: 87.6 F

Hour Meter: 8.4

KW Hour Total: 2,880

Chlorine:

Dosing: 1.58 mg/L

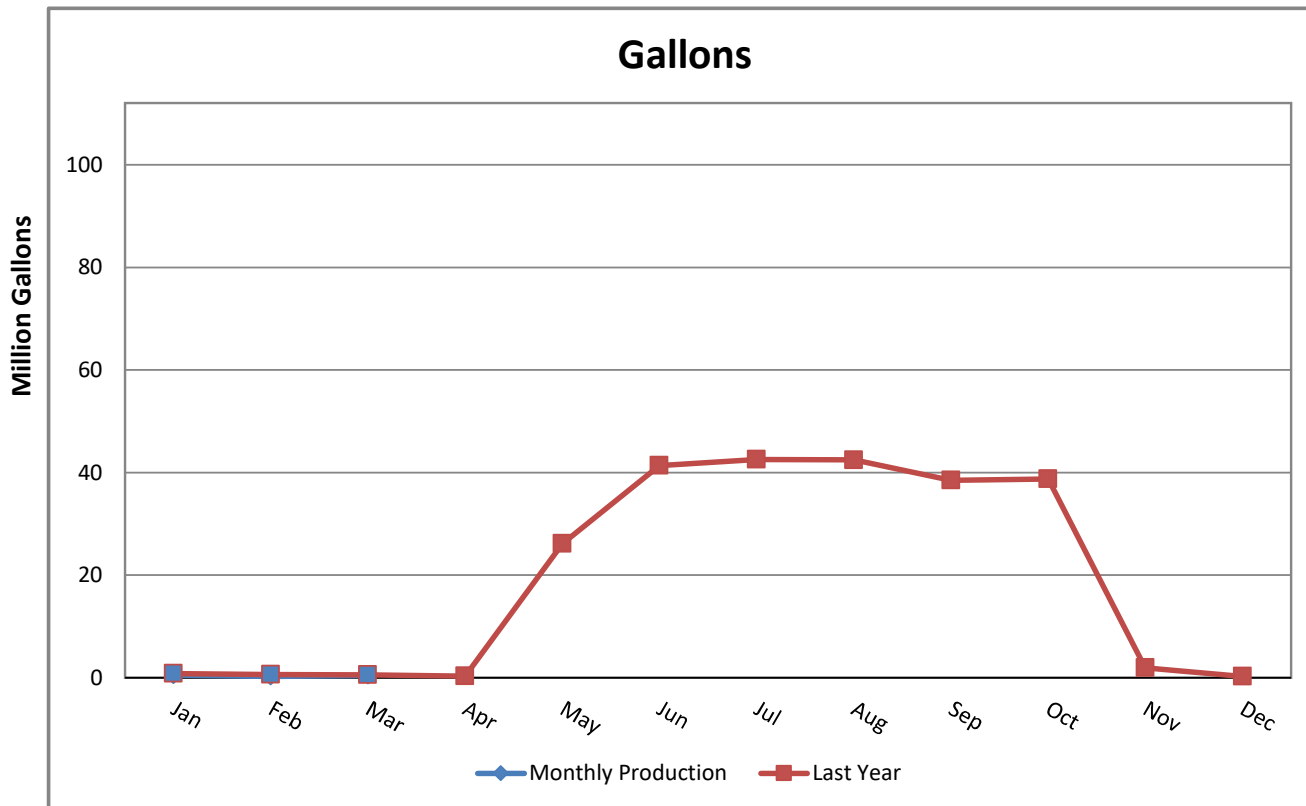
Demand: 0.76 mg/L


Residual: 0.82 mg/L

Vibration Reading:

Base Line: 0.02 in/sec

Current: 0.01 in/sec





Elk Grove Water District

Combined Total Production

Service Area 1

Mar-2021

* In Aug. 2020, an additional 18 million gallons of water was purchased from Sacramento County Water Agency as a result of the emergency repair of the 36" transmission main.

Current Month Production:

78,904,998 Gallons

Highest Day Demand of the Month:

3,627,821

Date of Occurrence

30-Mar-21

Highest Day Demand of the Calendar Year:

3,627,821

Date of Occurrence

30-Mar-21

"Water Year" Rainfall: (Oct-20 to Sep-21)

Current Month:

1.06 in

Year To Date:

6.54 in

"Water Year" Rainfall: (Oct-19 to Sep-20)

March 2020

1.57 in

Year To Date:

7.71 in

Entire Year Total:

9.73 in

Temperature:

This Month High

83 F

This Month Low

34 F

This Month Average

53.65 F

MAR-20 High

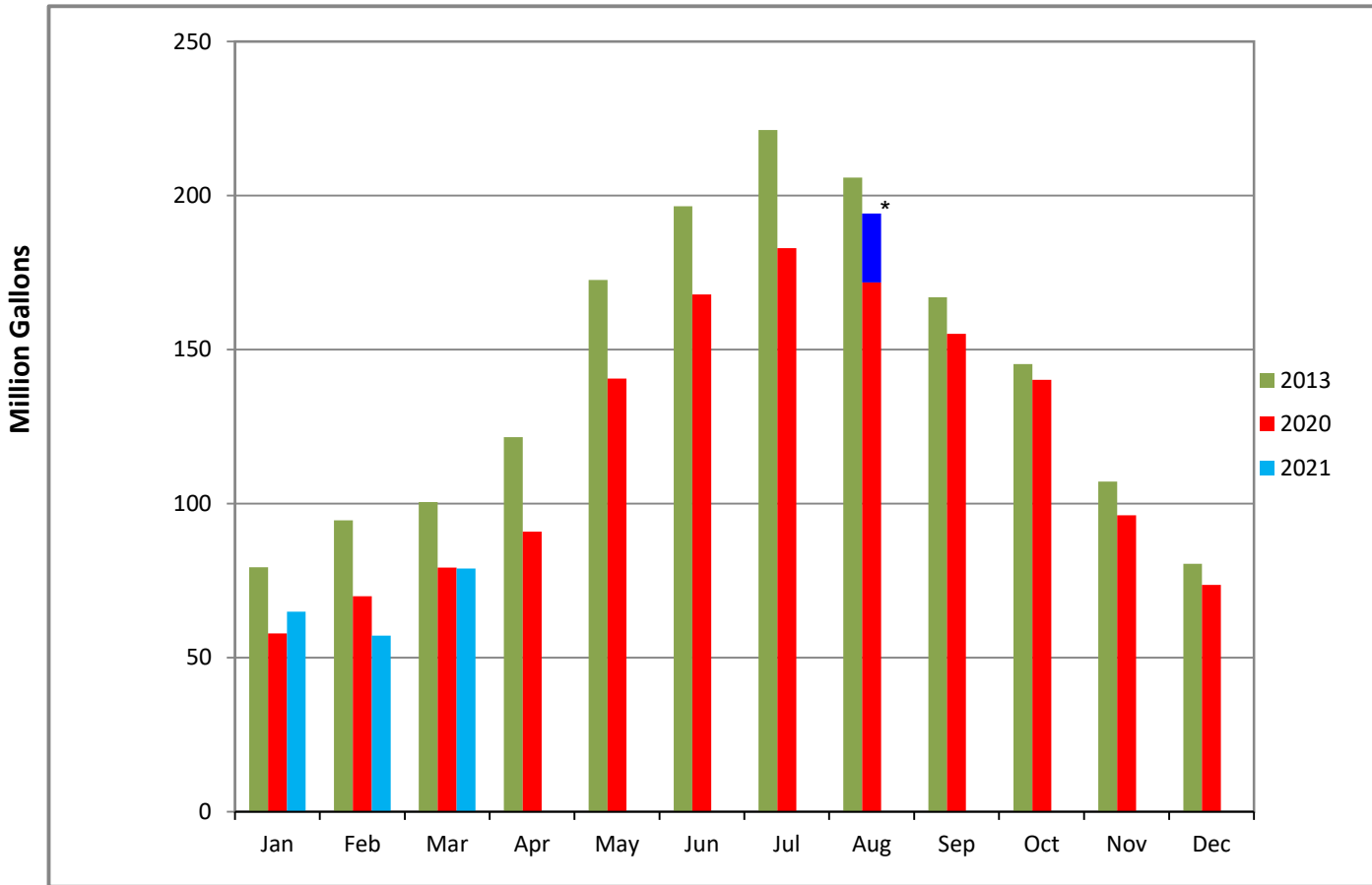
82 F

MAR-20 Low

35 F

MAR-20 Average

54.05 F

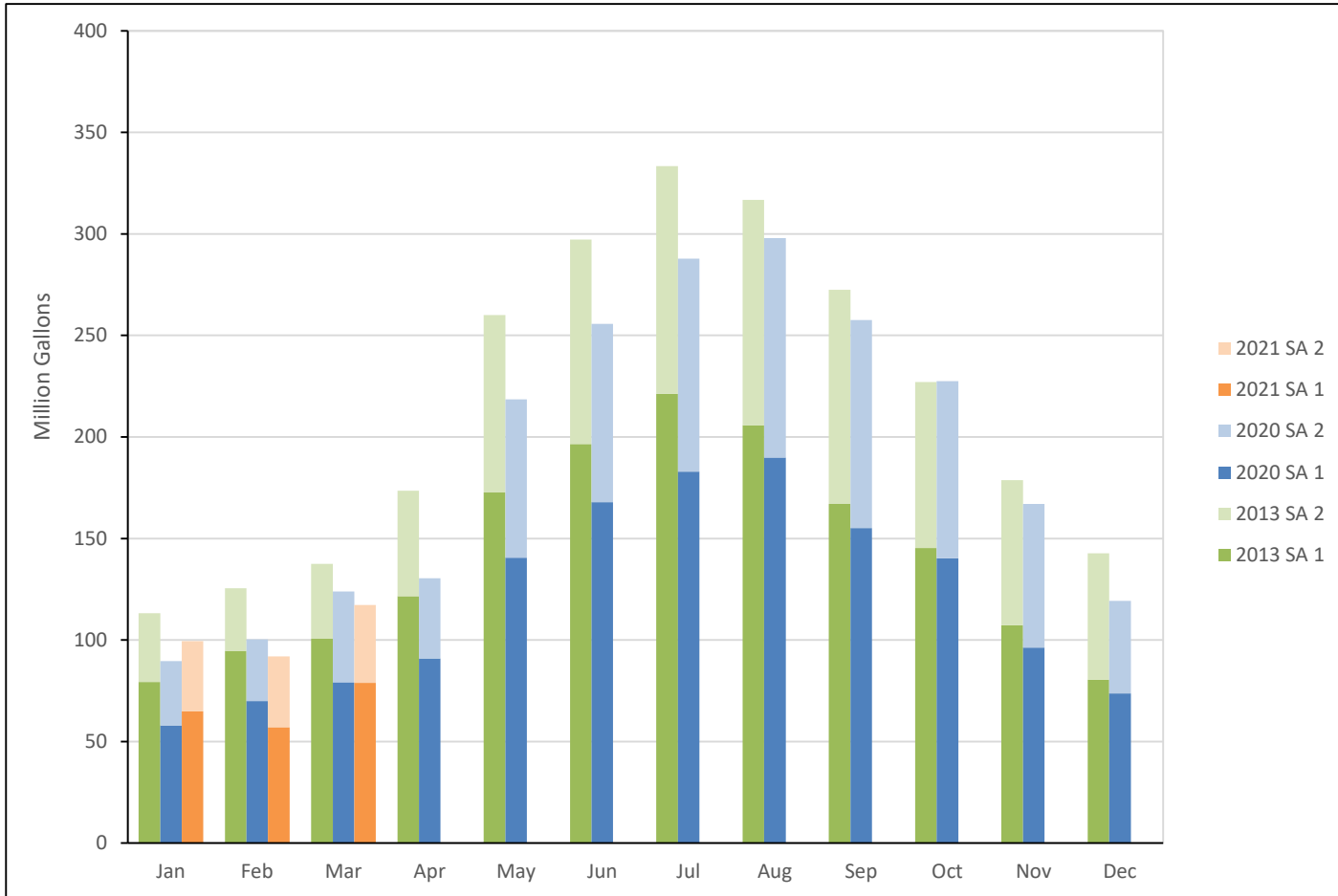




Elk Grove Water District

Total Demand/Production

Mar-2021



Current Month Demand/Production:

117,173,426 Gallons

Reduction From March 2013: 14.77%

GPCD: 80.8 Gallons per Day

R-GPCD: 69.8 Gallons per Day

Service Area 1

Active Connections: 7,940

Current Month Demand/Production:

78,904,998 Gallons

Reduction From March 2013: 21.52%

GPCD: 89.1 Gallons per Day

R-GPCD: 73.2 Gallons per Day

Service Area 2

Active Connections: 4,903

Current Month Demand/Production:

38,268,428 Gallons

Reduction From March 2013: -3.59%

GPCD: 67.8 Gallons per Day

R-GPCD: 63.1 Gallons per Day

Elk Grove Water District Water Usage

----- Monthly Production (gallons) -----												
2013	January	February	March	April	May	June	July	August	September	October	November	December
GW (SA1)	68,254,916*	81,368,191*	100,542,522	121,613,523	172,623,839	196,557,137	221,335,388	205,830,850	166,997,536	145,352,530	107,186,459	80,494,167
Purchased (SA2)	33,769,956	30,929,052	36,942,972	51,911,200	87,470,372	100,709,224	112,128,192	110,885,764	105,417,136	81,665,892	71,505,060	62,165,532
Total	102,024,872	112,297,243	137,485,494	173,524,723	260,094,211	297,266,361	333,463,580	316,716,614	272,414,672	227,018,422	178,691,519	142,659,699

2018	January	February	March	April	May	June	July	August	September	October	November	December
GW (SA1)	61,547,751	61,558,850	62,848,303	76,267,144	125,703,221	158,313,394	181,467,446	173,737,676	150,609,278	133,163,991	97,294,654	63,631,042
Purchased (SA2)	31,925,388	31,512,492	33,779,680	32,989,792	52,692,860	85,679,660	101,031,612	104,457,452	97,400,072	77,996,204	66,116,468	42,849,180
Total	93,473,139	93,071,342	96,627,983	109,256,936	178,396,081	243,993,054	282,499,058	278,195,128	248,009,350	211,160,195	163,411,122	106,480,222

2019	January	February	March	April	May	June	July	August	September	October	November	December
GW (SA1)	58,847,001	50,827,497	59,064,385	81,981,728	114,733,502	153,176,826	175,692,823	179,038,979	151,703,906	134,920,719	105,816,168	62,755,985
Purchased (SA2)	29,895,316	30,359,076	32,485,640	34,994,432	61,802,004	72,657,728	96,524,164	101,818,508	99,590,964	82,897,100	69,704,624	45,161,996
Total	88,742,317	81,186,573	91,550,025	116,976,160	176,535,506	225,834,554	272,216,987	280,857,487	251,294,870	217,817,819	175,520,792	107,917,981

2020	January	February	March	April	May	June	July	August	September	October	November	December
GW (SA1)	57,904,843	69,920,851	79,195,437	90,851,253	140,575,760	167,942,394	182,964,721	189,801,764*	155,126,225	140,229,242	96,201,714	73,624,502
Purchased (SA2)	31,743,624	32,416,076	44,764,808	39,523,572	77,964,788	87,759,848	104,799,288	108,177,256	102,434,860	87,187,628	70,876,740	45,577,136
Total	89,648,467	102,336,927	123,960,245	130,374,825	218,540,548	255,702,242	287,764,009	297,979,020	257,561,085	227,416,870	167,078,454	119,201,638

2021	January	February	March	April	May	June	July	August	September	October	November	December
GW (SA1)	64,881,378	57,088,452	78,904,998									73,624,502
Purchased (SA2)	34,553,112	34,867,272	38,268,428									45,577,136
Total	99,434,490	91,955,724	117,173,426	0	0	0	0	0	0	0	0	119,201,638

*Notes

2013 January and February production numbers do not match actually recorded production because of an open intertie delivering water to SA2. Information below is further details.

SA1 = Service Area 1, SA2 = Service Area 2. SA1 is all groundwater (GW) production. SA2 is all purchased water from SCWA.

Actual Recorded Prod. (Jan. 2013) - Service Area 1 79,361,342 gallons (Includes water delivered to SA2 due to open intertie. Intertie closed end of Feb. 2013)

Actual Recorded Prod. (Feb. 2013) - Service Area 1 94,608,406 gallons (Includes water delivered to SA2 due to open intertie. Intertie closed end of Feb. 2013)

To determine estimate of Feb. 2013 production delivered to Service Area 1, use multiplier from March data which is seasonally similar.)

Service Area 1 Multiplier = 1.39 (calculated from March 2013 Prod. Data/March 2014 Prod. Data)

Calc'd Feb. 2013 Prod. = Feb. 2014 Prod. Data x 1.39 = 79,737,924

To determine estimate of Jan. 2013 production, use prorated amount from Feb. 2013 data. (This method due to Jan. 2014 being unseasonably hot.)

2020 August production number for SA1 includes water delivered through open interties with SA2.

SA1 = Service Area 1, SA2 = Service Area 2. SA1 is all groundwater (GW) production. SA2 is all purchased water from SCWA.

Charlois and Springhurst Intertie 18,000,000 Gallons

Charlois Intertie (Aug 2020) 8,706,529 Gallons (Determined from Bruce Kamilos calculations)

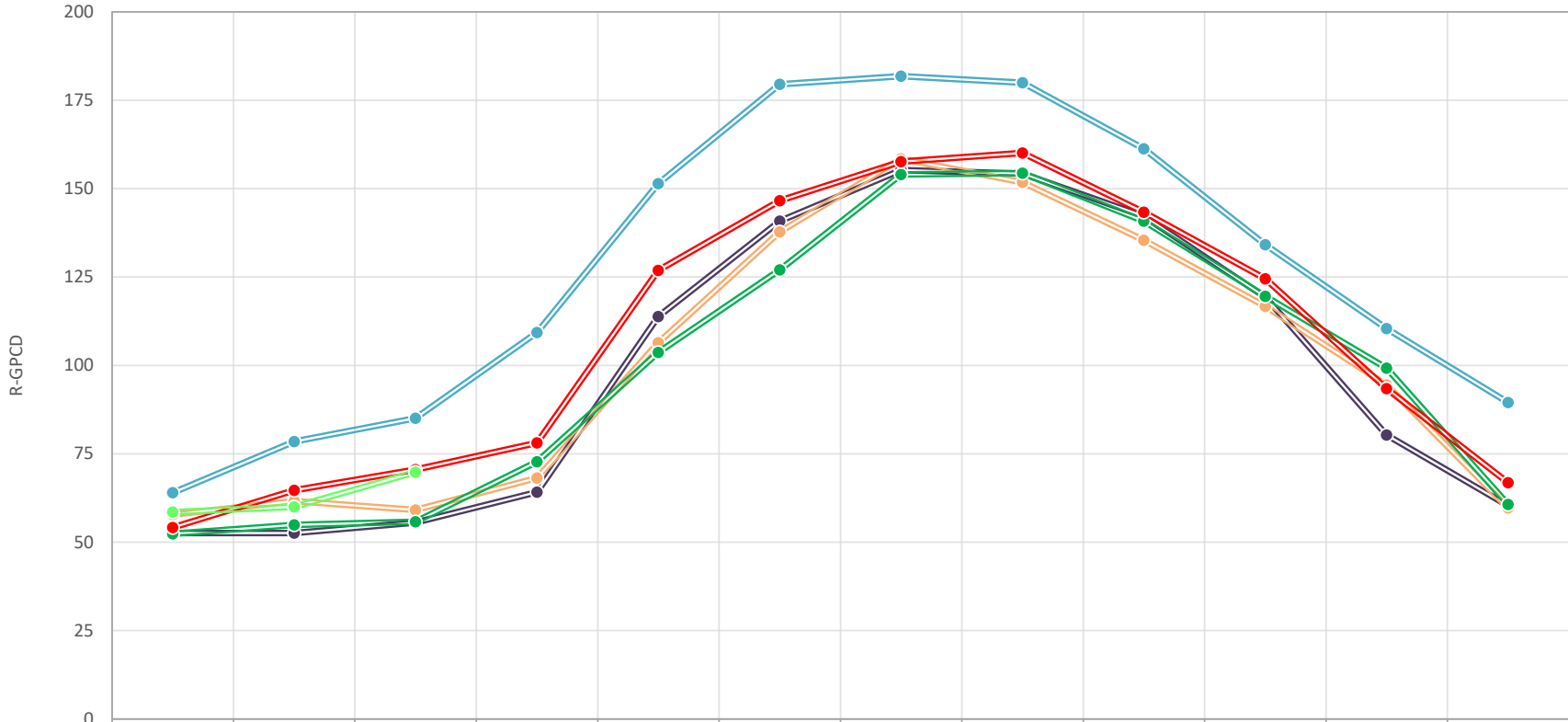
Springhurst Intertie (Aug 2020) 14,511,000 Gallons (Number provided from meter read by SCWA)

Service Area 2		Consumption	
2021	# Accts	CCF	Gallons
Jan	4,900	46,194	34,553,112
Feb	4,901	46,614	34,867,272
Mar	4,901	51,161	38,268,428
Apr			0
May			0
Jun			0
Jul			0
Aug			0
Sep			0
Oct			0
Nov			0
Dec			0




EGWD COMBINED R-GPCD

● 2013 ● 2017 ● 2018 ● 2019 ● 2020 ● 2021



	January	February	March	April	May	June	July	August	September	October	November	December
● 2013	64	78	85	109	151	180	182	180	161	134	110	89
● 2017	53	53	56	64	114	141	155	154	142	119	80	60
● 2018	58	62	59	68	106	138	158	152	135	117	95	60
● 2019	52	55	56	73	104	127	154	154	141	120	99	61
● 2020	54	65	71	78	127	147	158	160	143	125	93	67
● 2021	59	60	70									


R-GPCD = Residential Gallons per Capita per Day



Elk Grove Water District

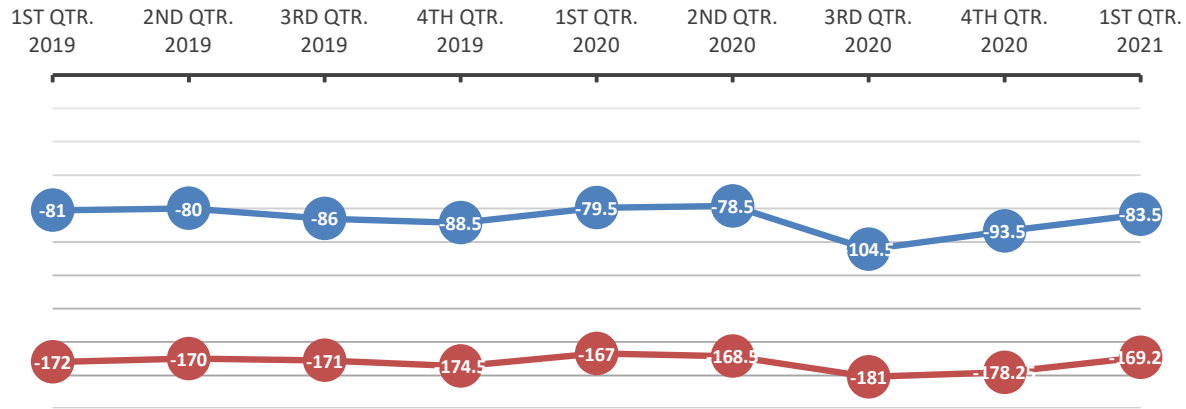
Static and Pumping Levels

Well 1D School St




Latest Well Sounding

Static:	83.5 Ft
Pumping:	169.25 Ft
Drawdown:	85.75 Ft
GPM:	1,760
Specific Capacity:	20.522



Latest Sand Tester Results:

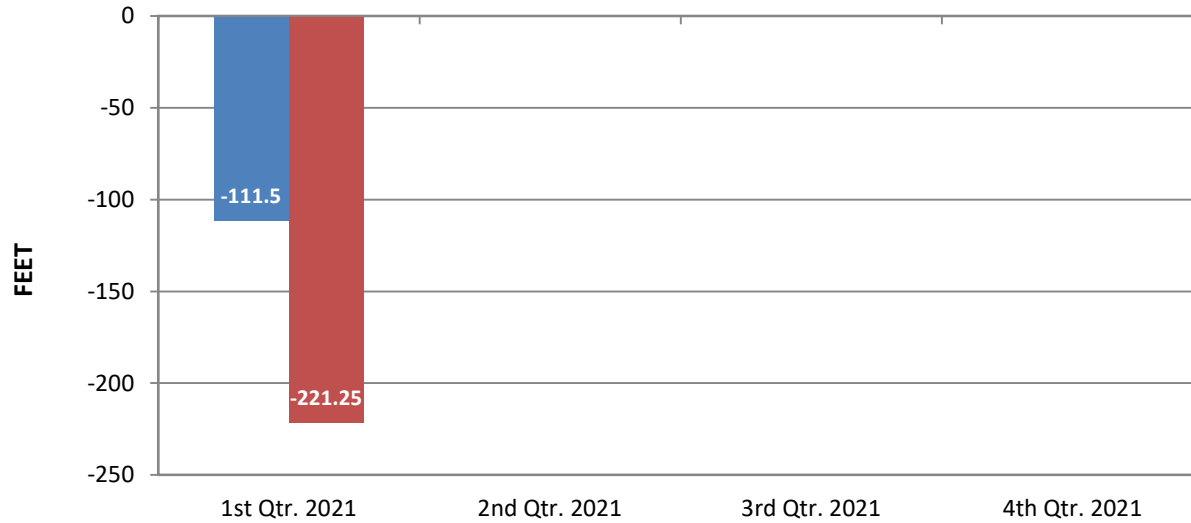
15 Min:	< 5 ppm
---------	---------



Elk Grove Water District

Static and Pumping Levels

Well 4D Webb St



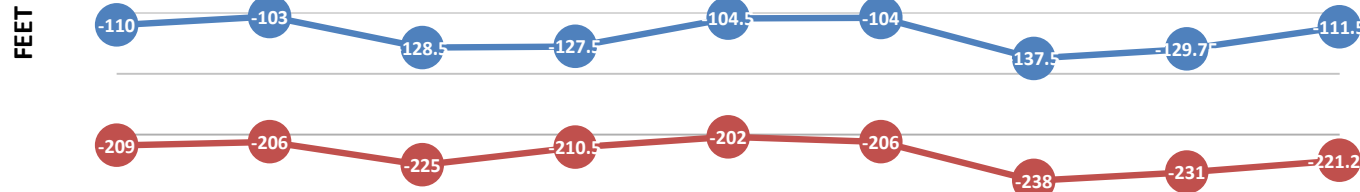
Latest Well Sounding

Static:	111.5 Ft
Pumping:	221.25 Ft
Drawdown:	109.75 Ft
GPM:	1,712
Specific Capacity:	15.600

■ Static
■ Pumping


Sounding Quarter/Year

1ST QTR. 2019 2ND QTR. 2019 3RD QTR. 2019 4TH QTR. 2019 1ST QTR. 2020 2ND QTR. 2020 3RD QTR. 2020 4TH QTR. 2020 1ST QTR. 2021



Latest Sand Tester Results:

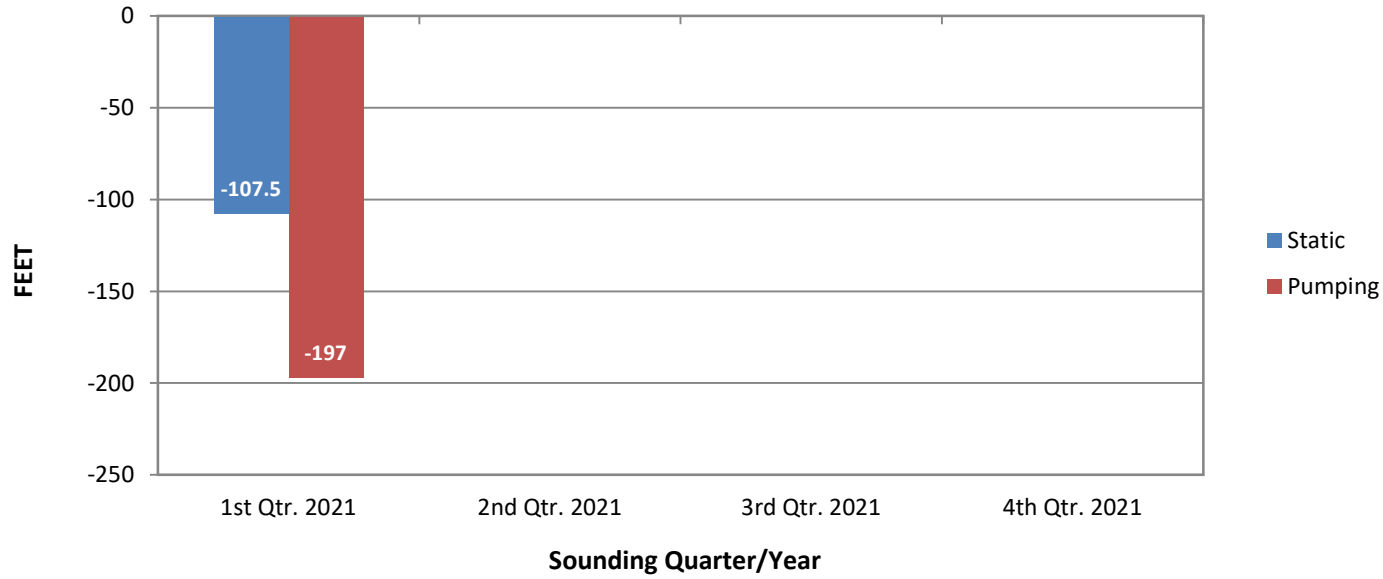
15 Min: < 5 ppm



Elk Grove Water District

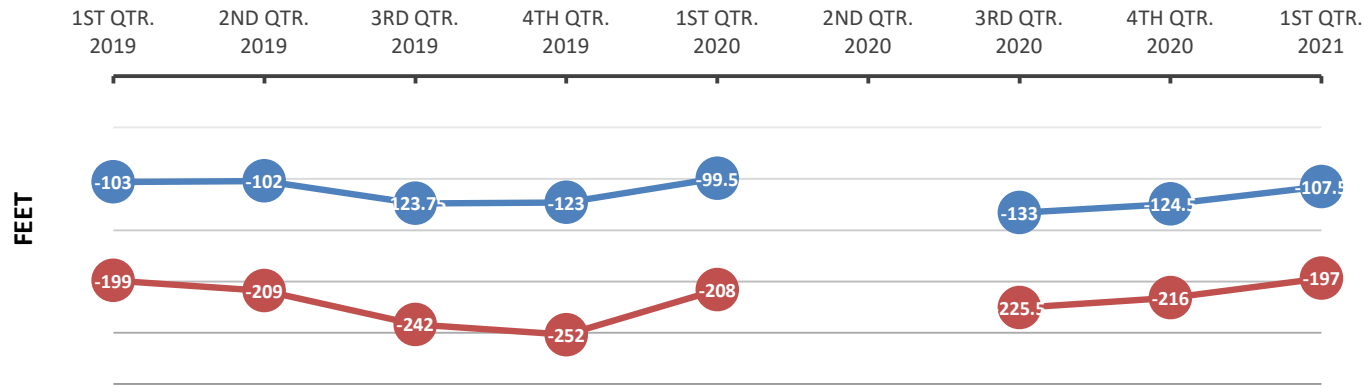
Static and Pumping Levels

Well 11D Dino




Latest Well Sounding

Static:	107.5 Ft
Pumping:	197 Ft
Drawdown:	89.5 Ft
GPM:	1,702
Specific Capacity:	19.016



Latest Sand Tester Results:

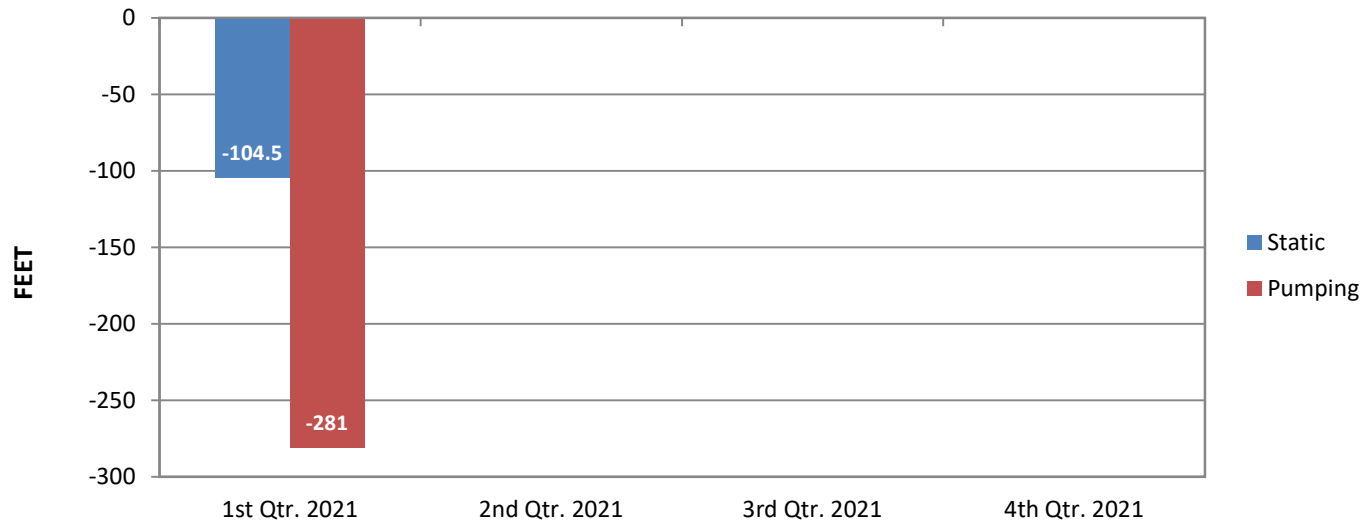
15 Min:	< 5 ppm
---------	---------



Elk Grove Water District

Static and Pumping Levels

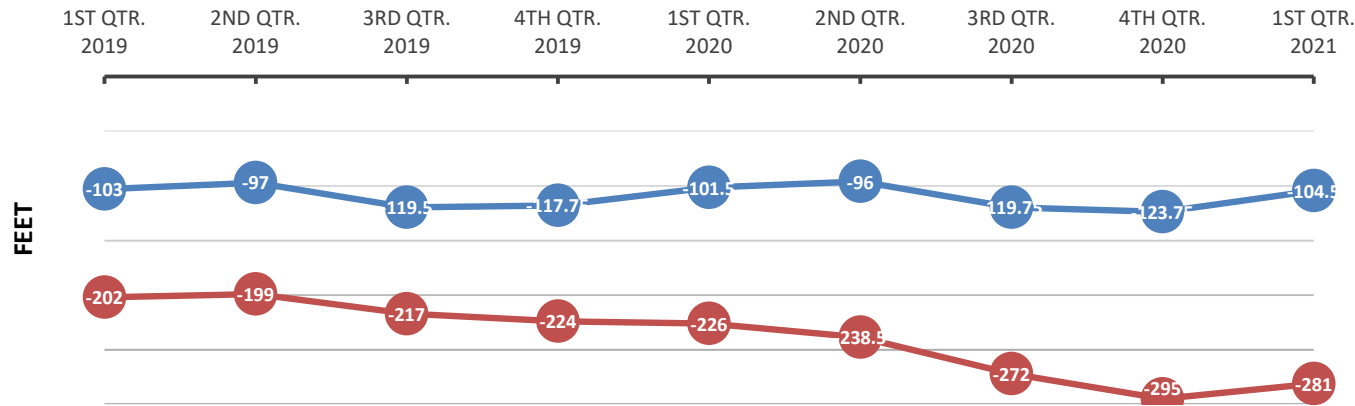
Well 14D Railroad



Latest Well Sounding


Static:	104.5 Ft
Pumping:	281 Ft
Drawdown:	176.5 Ft
GPM:	1,218
Specific Capacity:	6.902

Sounding Quarter/Year



Latest Sand Tester Results:

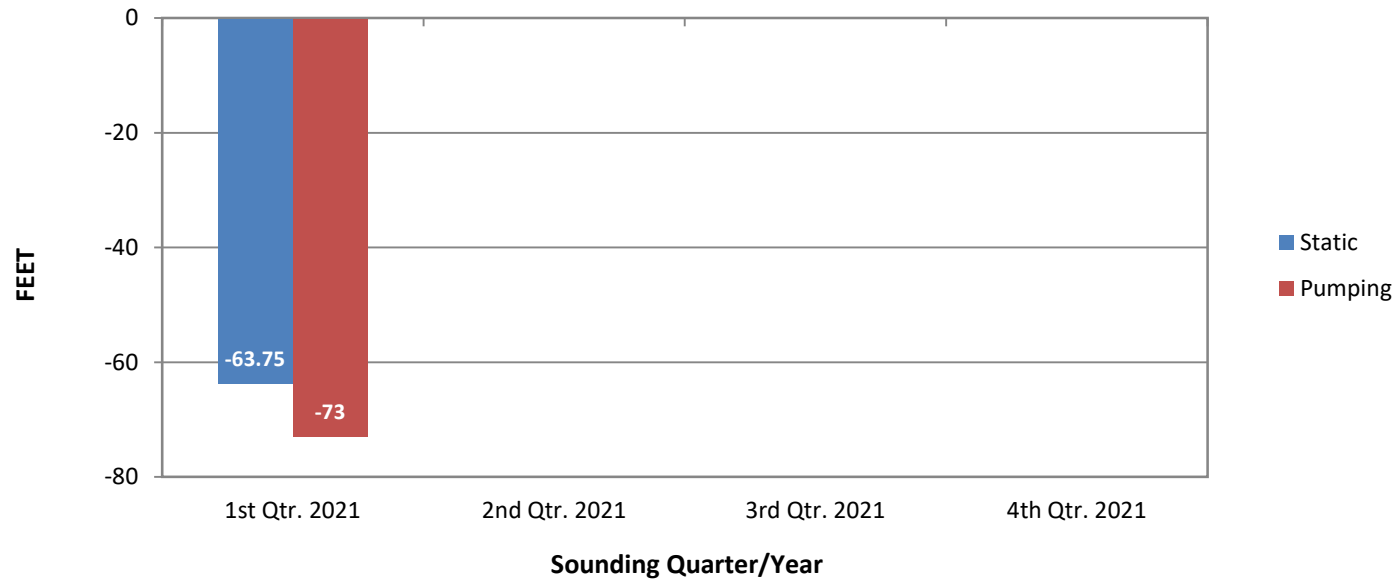
15 Min: < 5 ppm



Elk Grove Water District

Static and Pumping Levels

Well 8 Williamson



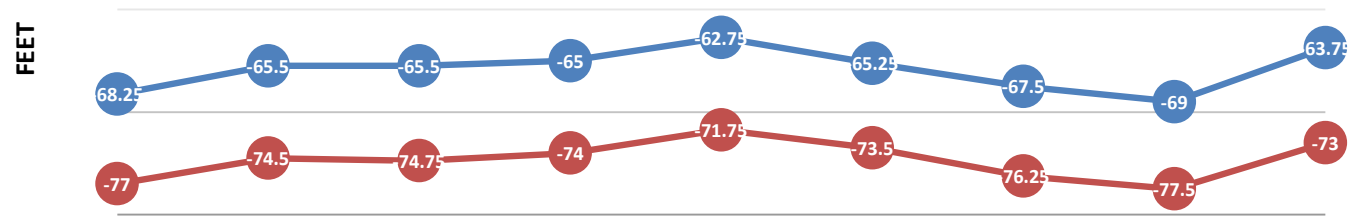
Latest Well Sounding


Static:	63.75 Ft
Pumping:	73 Ft
Drawdown:	9.25 Ft
GPM:	547
Specific Capacity:	59.084

1ST QTR. 2019 2ND QTR. 2019 3RD QTR. 2019 4TH QTR. 2019 1ST QTR. 2020 2ND QTR. 2020 3RD QTR. 2020 4TH QTR. 2020 1ST QTR. 2021

Latest Sand Tester Results:

15 Min: < 5 ppm

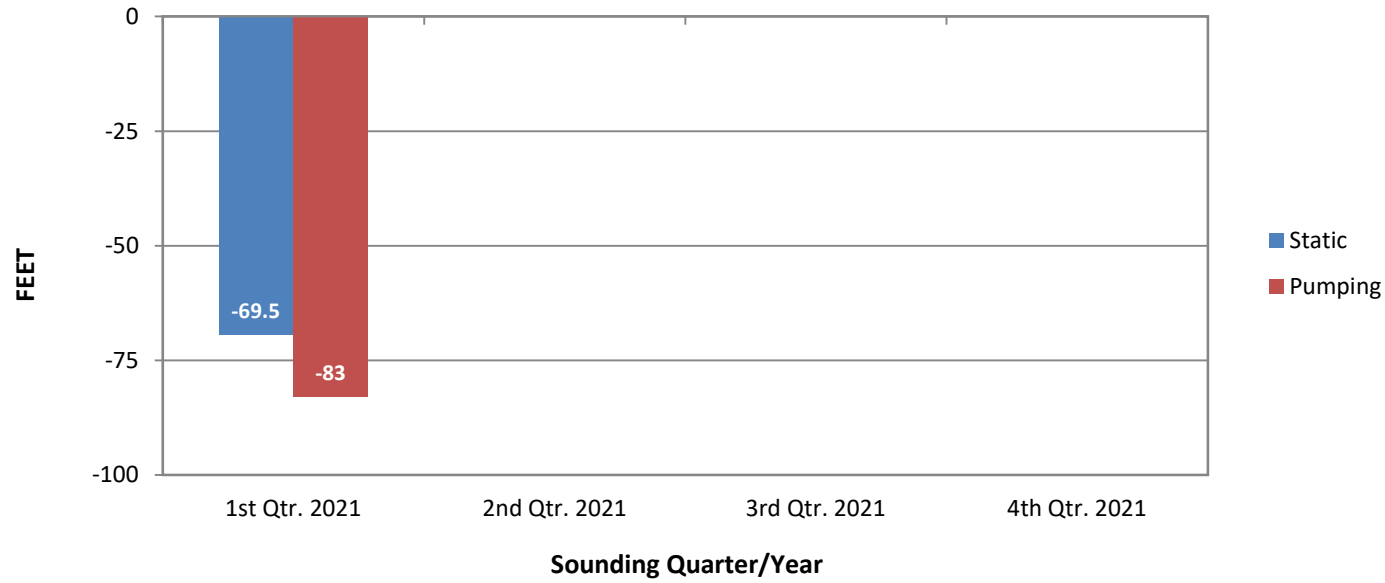




Elk Grove Water District

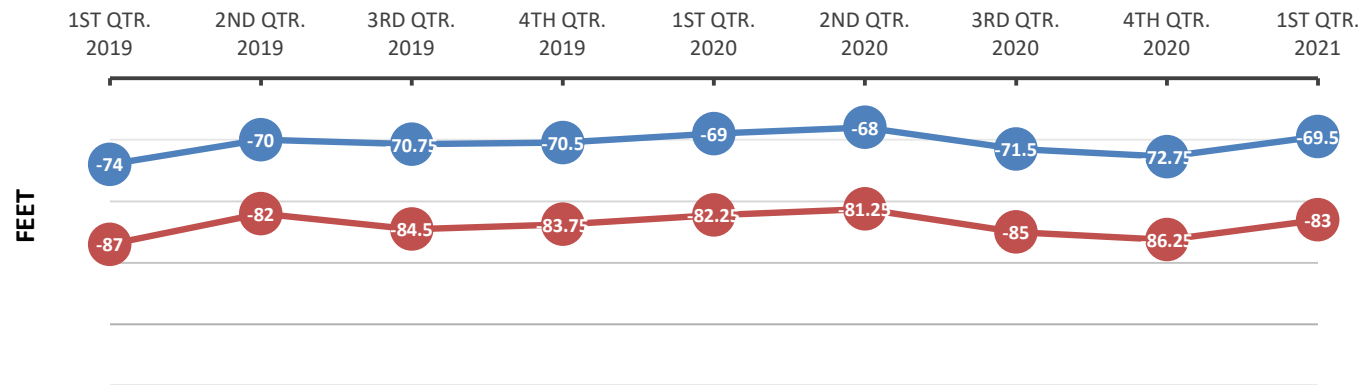
Static and Pumping Levels

Well 9 Polhemus




Latest Well Sounding

Static:	69.5 Ft
Pumping:	83 Ft
Drawdown:	13.5 Ft
GPM:	400
Specific Capacity:	29.630



Latest Sand Tester Results:

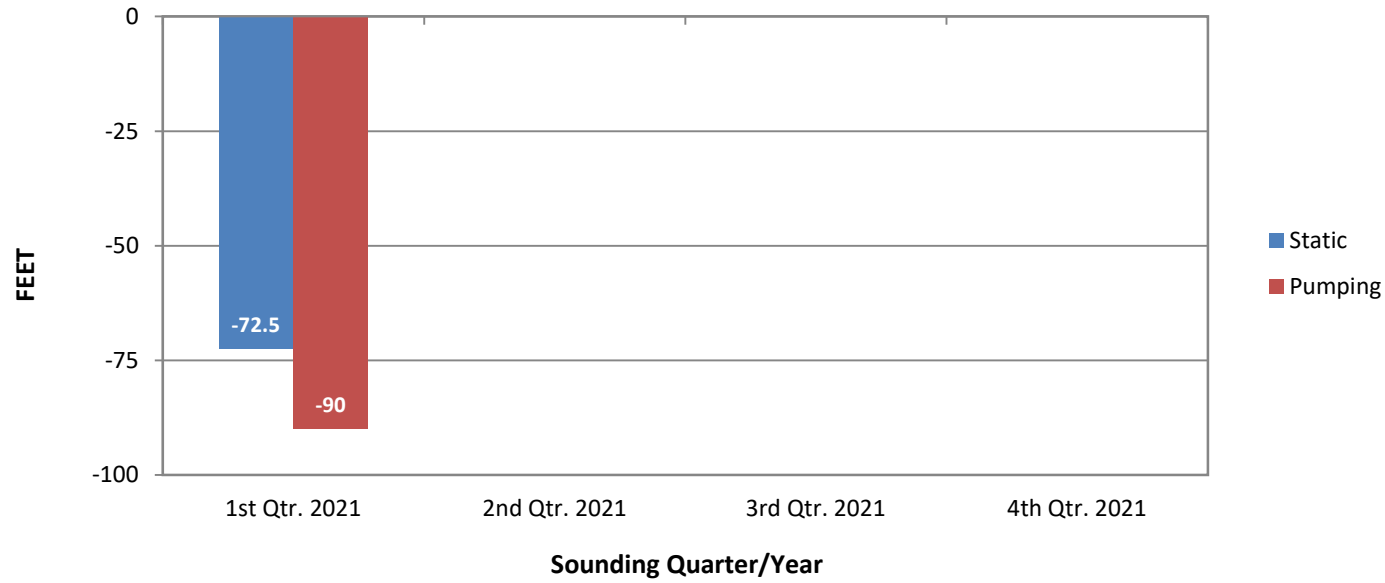
15 Min:	< 5 ppm
---------	---------



Elk Grove Water District

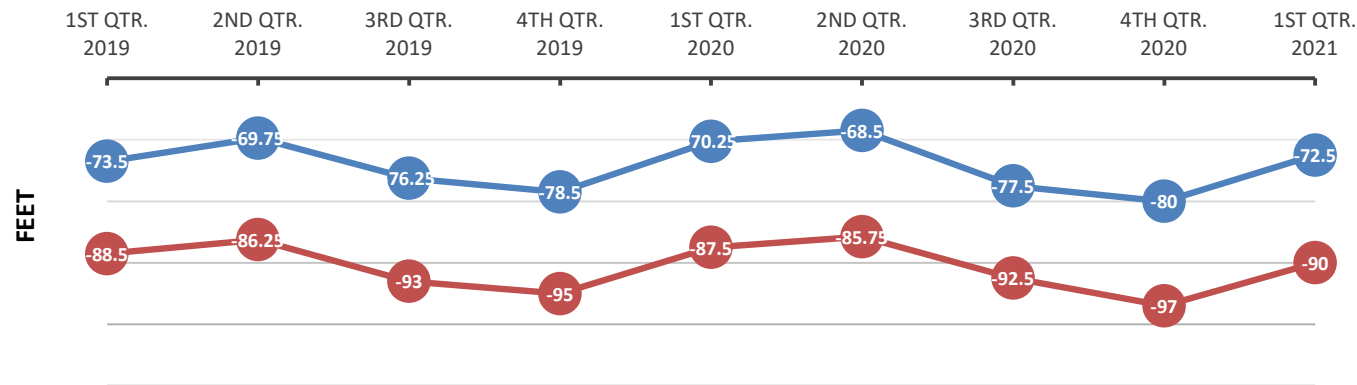
Static and Pumping Levels

Well 13 Hampton



Latest Well Sounding

Static:	72.5 Ft
Pumping:	90 Ft
Drawdown:	17.5 Ft
GPM:	987
Specific Capacity:	56.416



Latest Sand Tester Results:

15 Min: < 5 ppm

Monthly Sample Report - March 2021
Water System: Elk Grove Water System

Sampling Point: 01 - 8693 W. Camden

Sample Date	Sample Class	Sample Name	Collection Occurrence
3/2/2021	Distribution System	Bacteriological	Week
3/8/2021	Distribution System	Bacteriological	Week
3/16/2021	Distribution System	Bacteriological	Week
3/22/2021	Distribution System	Bacteriological	Week
3/29/2021	Distribution System	Bacteriological	Week

Sampling Point: School Well 01D - Raw Water

Sample Date	Sample Class	Sample Name	Collection Occurrence
			Quarterly

Sampling Point: 02 - 9425 Emerald Vista

Sample Date	Sample Class	Sample Name	Collection Occurrence
3/2/2021	Distribution System	Bacteriological	Week
3/8/2021	Distribution System	Bacteriological	Week
3/16/2021	Distribution System	Bacteriological	Week
3/22/2021	Distribution System	Bacteriological	Week
3/29/2021	Distribution System	Bacteriological	Week

Sampling Point: 03 - 8809 Valley Oak

Sample Date	Sample Class	Sample Name	Collection Occurrence
3/2/2021	Distribution System	Bacteriological	Week
3/8/2021	Distribution System	Bacteriological	Week
3/16/2021	Distribution System	Bacteriological	Week
3/22/2021	Distribution System	Bacteriological	Week
3/29/2021	Distribution System	Bacteriological	Week

Sampling Point: Webb Well 04D - Raw Water

Sample Date	Sample Class	Sample Name	Collection Occurrence
			Quarterly

Sampling Point: 04 - 10122 Glacier Point

Sample Date	Sample Class	Sample Name	Collection Occurrence
3/2/2021	Distribution System	Bacteriological	Week
3/8/2021	Distribution System	Bacteriological	Week
3/16/2021	Distribution System	Bacteriological	Week
3/22/2021	Distribution System	Bacteriological	Week
3/29/2021	Distribution System	Bacteriological	Week

Sampling Point: 05 - 9230 Amsden Ct.

Sample Date	Sample Class	Sample Name	Collection Occurrence
3/2/2021	Distribution System	Bacteriological	Week
3/8/2021	Distribution System	Bacteriological	Week
3/16/2021	Distribution System	Bacteriological	Week
3/22/2021	Distribution System	Bacteriological	Week
3/29/2021	Distribution System	Bacteriological	Week

Sampling Point: 06 - 9227 Rancho Dr.

Sample Date	Sample Class	Sample Name	Collection Occurrence
3/2/2021	Distribution System	Bacteriological	Week
3/8/2021	Distribution System	Bacteriological	Week
3/16/2021	Distribution System	Bacteriological	Week
3/22/2021	Distribution System	Bacteriological	Week
3/29/2021	Distribution System	Bacteriological	Week

Sampling Point: 07 - Al Gates Park Mainline Dr.

Sample Date	Sample Class	Sample Name	Collection Occurrence
3/2/2021	Distribution System	Bacteriological	Week
3/8/2021	Distribution System	Bacteriological	Week
3/16/2021	Distribution System	Bacteriological	Week
3/22/2021	Distribution System	Bacteriological	Week
3/29/2021	Distribution System	Bacteriological	Week
3/2/2021	Distribution System	Fluoride	Monthly

Sampling Point: - Williamson Well 8 Raw Water

Sample Date	Sample Class	Sample Name	Collection Occurrence
--------------------	---------------------	--------------------	------------------------------

Sampling Point: 08 - 9436 Hollow Springs Wy.

Sample Date	Sample Class	Sample Name	Collection Occurrence
3/2/2021	Distribution System	Bacteriological	Week
3/8/2021	Distribution System	Bacteriological	Week
3/16/2021	Distribution System	Bacteriological	Week
3/22/2021	Distribution System	Bacteriological	Week
3/29/2021	Distribution System	Bacteriological	Week

Sampling Point: Polhemus Well 9 Raw Water

Sample Date	Sample Class	Sample Name	Collection Occurrence
			Quarterly

Sampling Point: 09 - 8417 Blackman Wy.

Sample Date	Sample Class	Sample Name	Collection Occurrence
3/2/2021	Distribution System	Bacteriological	Week
3/8/2021	Distribution System	Bacteriological	Week
3/16/2021	Distribution System	Bacteriological	Week
3/22/2021	Distribution System	Bacteriological	Week
3/29/2021	Distribution System	Bacteriological	Week

Sampling Point: 10 - 9373 Oreo Ranch Cir.

Sample Date	Sample Class	Sample Name	Collection Occurrence
3/2/2021	Distribution System	Bacteriological	Week
3/8/2021	Distribution System	Bacteriological	Week
3/16/2021	Distribution System	Bacteriological	Week
3/22/2021	Distribution System	Bacteriological	Week
3/29/2021	Distribution System	Bacteriological	Week

Sampling Point: Dino Well 11D - Raw Water

Sample Date	Sample Class	Sample Name	Collection Occurrence
--------------------	---------------------	--------------------	------------------------------

Sampling Point: Hampton Well 13 - Raw Water

Sample Date	Sample Class	Sample Name	Collection Occurrence
3/1/2021	Source Water	Fe, Mn, As, Total	Weekly
3/8/2021	Source Water	Fe, Mn, As, Total	Weekly
3/15/2021	Source Water	Fe, Mn, As, Total	Weekly
3/22/2021	Source Water	Fe, Mn, As, Total	Weekly
3/30/2021	Source Water	Fe, Mn, As, Total	Weekly

Sampling Point: Hampton WTP Effluent

Sample Date	Sample Class	Sample Name	Collection Occurrence
3/1/2021	Treated Effluent	Fe, Mn, As, Total	Weekly
3/8/2021	Treated Effluent	Fe, Mn, As, Total	Weekly
3/15/2021	Treated Effluent	Fe, Mn, As, Total	Weekly
3/22/2021	Treated Effluent	Fe, Mn, As, Total	Weekly
3/30/2021	Treated Effluent	Fe, Mn, As, Total	Weekly

Sampling Point: Hampton WTP Backwash Tank

Sample Date	Sample Class	Sample Name	Collection Occurrence
-------------	--------------	-------------	-----------------------

Sampling Point: Railroad Well 14D - Raw Water

Sample Date	Sample Class	Sample Name	Collection Occurrence
-------------	--------------	-------------	-----------------------

Sampling Point: Railroad WTP Effluent

Sample Date	Sample Class	Sample Name	Collection Occurrence
3/8/2021	Treated Plant Effluent	WTP Eff - Fe,Mn,As,Al Total	Month
3/8/2021	Treated Plant Effluent	WTP Eff - Fe,Mn,As,Al Dissolved	Month

Sampling Point: Railroad WTP Backwash Tank

Sample Date	Sample Class	Sample Name	Collection Occurrence
-------------	--------------	-------------	-----------------------

Sampling Point: Special Distribution/Construction Samples

Sample Date	Sample Class	Sample Name	Collection Description
3/23/2021	Distribution System	Bacteriological	Kelsey & Emily Main Line Tie-in
3/25/2021	Distribution System	Bacteriological	Kelsey & Emily Main Line Tie-in

<u>Colors</u>	<u>Monthly Total</u>	<u>Yearly Total</u>
Black = Scheduled	62	180
Green = Unscheduled	3	14
Red = Incomplete Sample	0	



April 1, 2021

Sacramento Regional County
Sanitation District
Environmental Specialist
10060 Goethe Rd.
Sacramento, CA. 95827

WASTEWATER SOURCE CONTROL MONTHLY COMPLIANCE REPORT

Enclosed is the Wastewater Source Control Monthly Compliance Report Form from Elk Grove Water District for March 2021.

If you have any further questions, you may contact me at 916-585-9386

A handwritten signature in blue ink, appearing to read "STEVE SHAW".

STEVE SHAW
WATER TREATMENT SUPERVISOR

COMPLIANCE REPORT FORM

Attn: Michelle Pate	E-mail: patem@sacsewer.com	Wastewater Source Control Section
Phone (916) 875-9091		Fax (916) 875-6374
From: Steve Shaw		
Company: Elk Grove Water District		Permit #WTP010

The following reports and information are attached (check all that apply):

Month:	March	Year:	2021
---------------	--------------	--------------	-------------

Water use/flow meter report
 Hampton WTP – 25,698 Gallons
 Railroad WTP – 271,615 Gallons
 Analyzer Water – 35,712 Gallons

	Date	Time	pH
Monitoring results/analytical report	Hampton WTP		
	Railroad WTP		

Discharge Rate

Check the statement below that applies to this report:

Based on a review of this facility's flow data, discharge rate limit was exceeded.
 I certify that this facility is in compliance with the discharge rate limit.

Attached is a description of anticipated changes that may significantly alter the nature, quality, or volume of the wastewater discharged.

Flow monitoring equipment certification (Flow or pH meter, etc.)

Other (describe):

Domestic Calculation

Domestic Usage	Number of Employees	Business Days per Month	Allowance (gallons per day)	Gallons
Production	11	21	15	3,465
Office	4	21	10	840
Drivers/Field	3	21	3	189
Total				4,494

Certification Statement

"I certify under penalty of law that this document and all attachments were prepared under my direction or supervision in accordance with a system designed to assure that qualified personnel properly gather and evaluate the information submitted. Based on my inquiry of the person or persons who manage the system, or those persons directly responsible for gathering the information, the information submitted is, to the best of my knowledge and belief, true, accurate and complete. I am aware that there are significant penalties for submitting false information including the possibility of fine and imprisonment for knowing violations".

SIGNATURE of Authorized Representative:




PRINTED NAME, TITLE:

Steve Shaw Water Treatment Supervisor
 (Name) (Title)

DATE:

4-1-2021



April 1, 2021

State Water Resources Control Board
Division of Drinking Water
1001 I Street
13th Floor
Sacramento, CA. 95814

MONTHLY SUMMARY OF DISTRIBUTION SYSTEM COLIFORM MONITORING

Enclosed is the Monthly Summary of Distribution System Coliform Monitoring report from Elk Grove Water District for March 2021.

If you have any further questions, you may contact me at 916-585-9386.

A handwritten signature in blue ink, appearing to read 'Steve Shaw', is located below the contact information.

STEVE SHAW
WATER TREATMENT SUPERVISOR


MONTHLY SUMMARY OF REVISED TOTAL COLIFORM RULE DISTRIBUTION SYSTEM MONITORING (including triggered source monitoring for systems subject to the Groundwater Rule)

System Name <p style="text-align: center; font-size: 1.2em;">Elk Grove Water District</p>	System Number <p style="text-align: center; font-size: 1.2em;">3410008</p>
Sampling Period <p style="text-align: center; font-size: 1.2em; color: blue;">March</p>	Year <p style="text-align: center; font-size: 1.2em;">2021</p>

	Number Required	Number Collected	Number Total Coliform Positives	Number E.coli Positives
1. Routine Samples (see note 1)	50	50	0	0
2. Repeat Samples following samples that are Total Coliform Positive and <i>E.coli</i> Negative (see notes 10 and 11)		0	0	0
3. Repeat Samples following Routine Samples that are Total Coliform Positive and <i>E. coli</i> Positive (see notes 10 and 11)		0	0	0
4. Treatment Technique (TT)/MCL Violation Computation for Total Coliform/ <i>E. coli</i> Positive Samples				
a. Totals (sum of columns)	50	50	0	0
b. If 40 or more samples collected in month, determine percent of samples that are total coliform positive [(total number positive/total number collected) x 100] =	0	%		
c. Did the system trigger... a Level 2 Assessment TT? (see notes 2, 3, 4, 5 and 6 for trigger info) <i>If a Level 2 Assessment is triggered, see note 8 below.</i>			<input type="checkbox"/> Yes	<input checked="" type="checkbox"/> No
a Level 1 Assessment TT? (see note 7 for trigger info) <i>If a Level 1 Assessment is triggered, see note 9 below.</i>			<input type="checkbox"/> Yes	<input checked="" type="checkbox"/> No
5. Triggered Source Samples per Groundwater Rule (see notes 12 and 13)		0	0	0
6. Invalidated Samples (Note what samples, if any, were invalidated; who authorized the invalidation; and when replacement samples were collected. Attach additional sheets, if necessary.)				
7. Summary Completed By: Steve Shaw				
Signature 	Title <p style="text-align: center; font-size: 1.2em;">Water Treatment Supervisor</p>	Date <p style="text-align: right; font-size: 1.2em;">4/1/2021</p>		

NOTES AND INSTRUCTIONS:

1. Routine samples include:
 - a. Samples required pursuant to 22 CCR Section 64423 and any additional samples required by an approved routine sample siting plan established pursuant to 22 CCR Section 64422.
 - b. Extra samples are required for systems collecting less than five routine samples per month that had one or more total coliform positives in previous month;
 - c. Extra samples for systems with high source water turbidities that are using surface water or groundwater under direct influence of surface water and do not practice filtration in compliance with regulations;
2. Note: For a repeat sample following a total coliform positive sample, any *E.coli* positive repeat (boxed entry) **constitutes an MCL violation and requires immediate notification to the Division** (22, CCR, Section 64426.1).
3. Note: For repeat sample following a *E.coli* positive sample, any total coliform positive repeat (boxed entry) **constitutes an MCL violation and requires immediate notification to the Division** (22, CCR, Section 64426.1).
4. Note: Failure to take all required repeat samples following an *E. coli* positive routine sample (22, CCR, Section 64426.1) **constitutes an MCL violation and requires immediate notification to the Division** (22, CCR, Section 64426.1).
5. Note: Failure to test for *E. coli* when any repeat sample tests positive for total coliform (22, CCR, Section 64426.1) **constitutes an MCL violation and requires immediate notification to the Division** (22, CCR, Section 64426.1).
6. Note: Second Level 1 treatment technique trigger in a rolling 12-month period.
7. Total coliform Treatment Technique (TT) Violation (**Notify Department within 24 hours of TT violation**):
 - a. For systems collecting less than 40 samples, if two or more samples are total coliform positive, then the TT is violated and a Level 1 Assessment is required.
 - b. For systems collecting 40 or more samples, if more than 5.0 percent of samples collected are total coliform positive, then the TT is violated and a Level 1 Assessment is required.
8. Contact the Division as soon as practical to arrange for the division to conduct a Level 2 Assessment of the water system. The water system shall complete a Level 2 Assessment and submit it to the Division within 30 days of learning of the trigger exceedance.
9. Conduct a Level 1 Assessment in accordance with as soon as practical that covers the minimum elements (22, CCR, Section 64426.8 (a), (2)). Submit the report to the Division within 30 days of learning of the trigger exceedance.
10. Positive results and their associated repeat samples are to be tracked on the Coliform Monitoring Worksheet.
11. Repeat samples must be collected within 24 hours of being notified of the positive results. For systems collecting more than one routine sample per month, three repeat samples must be collected for each total coliform positive sample. For systems collecting one or fewer routine samples per month, four repeat samples must be collected for each total coliform positive sample. At least three samples shall be taken the month following a total coliform positive.
12. For systems subject to the Groundwater Rule: Positive results and the associated triggered source samples are to be tracked on the Coliform Monitoring Worksheet.
13. For triggered sample(s) required as a result of a total coliform routine positive sample, an *E.coli* -positive triggered sample (boxed entry) **requires immediate notification to the Division, Tier 1 public notification, and corrective action.**



March 31, 2021

State Water Resources Control Board
Division of Drinking Water
1001 I Street
13th Floor
Sacramento, CA. 95814

MONTHLY SUMMARY OF THE HAMPTON GROUNDWATER TREATMENT PLANT

Enclosed is the Monthly Summary of the Hampton GWTP report from Elk Grove Water District for March 2021.

If you have any further questions, you may contact me at 916-585-9386.

STEVE SHAW
WATER TREATMENT SUPERVISOR

Elk Grove Water District

Hampton GWTP Monthly Report

PWS Number: 3410008-013

Month: March

GWTP Name: Hampton Water Treatment Plant

Date	Hour Meter	Run Hours	Production Meter	Well Production	Backwash Meter	Backwash Waste
last day	17927.7		65259025		21568758	25664022
1	17927.7	0	65259025	0	21568758	25664022
2	17929.1	1.4	65334864	75839	21568758	25669233
3	17929.1	0	65334864	0	21568758	25669233
4	17929.1	0	65334864	0	21568758	25669233
5	17929.1	0	65334864	0	21568758	25669233
6	17929.1	0	65334864	0	21568758	25669233
7	17929.1	0	65334864	0	21568758	25669233
8	17929.1	0	65334864	0	21568758	25669233
9	17929.5	0.4	65356046	21182	21568758	25669233
10	17929.5	0	65356046	0	21568758	25669233
11	17929.8	0.3	65364850	8804	21568758	25669233
12	17929.8	0	65364850	0	21568758	25669233
13	17929.8	0	65364850	0	21568758	25669233
14	17929.8	0	65364850	0	21568758	25669233
15	17929.8	0	65364850	0	21568758	25669233
16	17932.6	2.8	65518384	153534	21579610	25682461
17	17932.6	0	65518384	0	21579610	25682461
18	17932.6	0	65518384	0	21579610	25682461
19	17932.6	0	65518384	0	21579610	25682461
20	17932.6	0	65518384	0	21579610	25682461
21	17932.6	0	65518384	0	21579610	25682461
22	17932.6	0	65518384	0	21579610	25682461
23	17933.1	0.5	65544763	26379	21579610	25682461
24	17933.1	0	65544763	0	21579610	25682461
25	17933.1	0	65544763	0	21579610	25682461
26	17933.1	0	65544763	0	21579610	25682461
27	17933.1	0	65544763	0	21579610	25682461
28	17933.1	0	65544763	0	21579610	25682461
29	17933.1	0	65544763	0	21579610	25682461
30	17936.1	3	65708327	163564	21590474	25689720
31	17936.1	0	65708327	0	21590474	25689720
Total		8.4		449,302	21,716	25,698

Weekly In-House Monitoring (mg/L) R (Raw) T (Treated) As (ug/L)	
Date	Fe, R Fe, T Mn, R Mn, T As, R As, T
3/1/2021	0.009 0.027 0.014 0.001 2 <2
3/8/2021	0.002 0.058 0.044 0.001 2 <2
3/15/2021	0.003 0.017 0.021 0.014 2 <2
3/22/2021	0.015 0.041 0.022 0.007 2 <2
3/30/2021	0.008 0.039 0.009 0.002 2 <2

Total Gallons Sodium Hypochlorite:	
Pounds per day	5 Gal
Dosage (Milligrams Per Liter @ 12.5% Cl)	1.8 mg/L
Total Gallons Ferric Chloride:	
Dosage (Milligrams Per Liter @ 38% FeCl)	3.4 Gal
	.65mg/L

Total Gallons Sodium Hydroxide:	
Dosage (Gallons Per Hour @ 30% NaOH)	0.48 Gal/Hr
Total Gallons Sulfuric Acid :	
Dose (Gallons Per Hour @ 93% H2SO4)	3.4 Gal
	0.33 Gal/Hr


Total Backwashed	Total Run Hours
21,716 Gal	8.4 Hours

Total Water Pumped	Total Backwash Waste
449,302 Gal	25,698 Gal

Reporting Limits/Units
 Iron = 0.100 mg/L
 Manganese = 0.010 mg/L
 Arsenic = 1.0 ug/L

Maximum Contaminant Levels (MCLs)
 Iron (Fe) = 0.300 mg/L (Secondary)
 Manganese (Mn) = 0.050 mg/L (Secondary)
 Arsenic (As) = 10 ug/L (Primary)

Prepared By: Steve Shaw Date: 4/1/2021



March 31, 2021

State Water Resources Control Board
Division of Drinking Water
1001 I Street
13th Floor
Sacramento, Ca. 95814

MONTHLY FLUORIDATION MONITORING REPORT

Enclosed is the Monthly Summary of the Fluoridation Monitoring from Elk Grove Water District for March 2021.

If you have any further questions, you may contact me at 916-585-9386.

A handwritten signature in blue ink, appearing to read "Steve Shaw", is written above the printed name.

STEVE SHAW
WATER TREATMENT SUPERVISOR

ELK GROVE WATER DISTRICT AREA 2

DISTRIBUTION SYSTEM

MONTHLY FLUORIDATION MONITORING REPORT

March-21

Week	Location of Sample	Monitoring Results (mg/L)			
		Date	Time	Results	
1	Hollow Springs	3/1/2021	10:10 AM	0.39	
1	Al Gates Park	3/1/2021	10:28 AM	0.62	
1	Oreo Ranch	3/1/2021	10:51 AM	0.53	
1	Blackman	3/1/2021	12:18 PM	0.63	
2	Hollow Springs	3/8/2021	9:30 AM	0.54	
2	Al Gates Park	3/8/2021	9:50 AM	0.7	
2	Oreo Ranch	3/8/2021	10:18 AM	0.67	
2	Blackman	3/8/2021	11:42 AM	0.9	
3	Hollow Springs	3/16/2021	9:30 AM	0.67	
3	Al Gates Park	3/16/2021	9:55 AM	0.58	
3	Oreo Ranch	3/16/2021	10:14 AM	0.48	
3	Blackman	3/16/2021	12:11 PM	0.65	
4	Hollow Springs	3/22/2021	9:27 AM	0.64	
4	Al Gates Park	3/22/2021	9:42 AM	0.61	
4	Oreo Ranch	3/22/2021	10:04 AM	0.68	
4	Blackman	3/22/2021	11:20 AM	0.63	
5	Hollow Springs	3/29/2021	8:34 AM	0.48	
5	Al Gates Park	3/29/2021	8:56 AM	0.56	
5	Oreo Ranch	3/29/2021	9:20 AM	0.25	
5	Blackman	3/29/2021	10:46 AM	0.65	

Monthly fluoride split sample results:

Date: 3/2/2021

Water System Results: 0.62 mg/L

Approved Lab: 0.67 mg/L

Contact Name: Steve Shaw

Telephone : (916) 585-9386

System PWS Number: 3410008



April 1, 2021

State Water Resources Control Board
Division of Drinking Water
1001 I Street
13th Floor
Sacramento, CA 95814

**QUARTERLY REPORT FOR DISINFECTANT RESIDUALS COMPLIANCE
MONITORING**

Enclosed is the Quarterly Report for Disinfectant Residuals Compliance Monitoring from Elk Grove Water District for 1st Quarter 2021.

If you have any further questions, you may contact me at 916-585-9386

A handwritten signature in blue ink, appearing to read "Steve Shaw". The signature is fluid and cursive, with a long horizontal stroke at the end.

STEVE SHAW
WATER TREATMENT SUPERVISOR

Quarterly Report for Disinfectant Residuals Compliance For Systems Using Chlorine or Chloramines

System Name: Elk Grove Water District Area 1

System No.: 3410008

Calendar Year: 2021

Quarter: 1st

1st Quarter			
Month	Number of Samples Taken	Monthly Avg. Chlorine Level (mg/L)	
Previous Year	April	0.96	
	May	0.99	
	June	1.00	
	July	0.94	
	August	1.00	
	September	0.99	
	October	0.96	
	November	0.99	
	December	0.89	
	Current Year	January	24
		February	24
		March	30
Running Annual Average (RAA):		0.96	
Meets standard? (i.e. RAA ≤ MRDL of 4.0 mg/L as Cl ₂)		<input checked="" type="checkbox"/> Yes <input type="checkbox"/> No	

2nd Quarter			
Month	Number of Samples Taken	Monthly Avg. Chlorine Level (mg/L)	
Previous Year	July	0.94	
	August	1.00	
	September	0.99	
	October	0.96	
	November	0.99	
	December	0.89	
	Current Year	January	0.91
		February	0.92
		March	0.95
		April	24
		May	24
		June	30
Running Annual Average (RAA):		0.96	
Meets standard? (i.e. RAA ≤ MRDL of 4.0 mg/L as Cl ₂)		<input checked="" type="checkbox"/> Yes <input type="checkbox"/> No	

3rd Quarter		
Month	Number of Samples Taken	Monthly Avg. Chlorine Level (mg/L)
Previous Yr	October	0.96
	November	0.99
	December	0.89
Current Year	January	0.91
	February	0.92
	March	0.95
	April	1.02
	May	0.95
	June	0.95
	July	24
	August	24
	September	30
Running Annual Average (RAA):		0.92
Meets standard? (i.e. RAA ≤ MRDL of 4.0 mg/L as Cl ₂)		<input checked="" type="checkbox"/> Yes <input type="checkbox"/> No

4th Quarter		
Month	Number of Samples Taken	Monthly Avg. Chlorine Level (mg/L)
Current Year	January	0.91
	February	0.92
	March	0.95
	April	1.02
	May	0.95
	June	0.95
	July	0.86
	August	0.88
	September	0.81
	October	25
	November	30
	December	24
Running Annual Average (RAA):		0.92
Meets standard? (i.e. RAA ≤ MRDL of 4.0 mg/L as Cl ₂)		<input checked="" type="checkbox"/> Yes <input type="checkbox"/> No

Comments: The Elk Grove Water District is split into two different water systems. Area 1 water is produced and distributed by Elk Grove Water District.

Signature:  38

Date: April 1, 2021

Quarterly Report for Disinfectant Residuals Compliance For Systems Using Chlorine or Chloramines

System Name: Elk Grove Water District Area 2

System No.: 3410008

Calendar Year: 2021

Quarter: 1st

1st Quarter			
Month	Number of Samples Taken	Monthly Avg. Chlorine Level (mg/L)	
Previous Year	April	1.19	
	May	1.21	
	June	1.17	
	July	1.14	
	August	1.13	
	September	1.09	
	October	0.94	
	November	0.87	
	December	0.89	
	Current Year	January	16
		February	16
		March	20
Running Annual Average (RAA):		1.09	
Meets standard? (i.e. RAA ≤ MRDL of 4.0 mg/L as Cl ₂)		<input checked="" type="checkbox"/> Yes <input type="checkbox"/> No	

2nd Quarter			
Month	Number of Samples Taken	Monthly Avg. Chlorine Level (mg/L)	
Previous Year	July	1.14	
	August	1.13	
	September	1.09	
	October	0.94	
	November	0.87	
	December	0.89	
	Current Year	January	1.28
		February	1.03
		March	1.19
		April	16
		May	16
		June	20
Running Annual Average (RAA):		1.10	
Meets standard? (i.e. RAA ≤ MRDL of 4.0 mg/L as Cl ₂)		<input checked="" type="checkbox"/> Yes <input type="checkbox"/> No	


3rd Quarter			
Month	Number of Samples Taken	Monthly Avg. Chlorine Level (mg/L)	
Previous Yr.	October	0.94	
	November	0.87	
	December	0.89	
Current Year	January	1.28	
	February	1.03	
	March	1.19	
	April	1.15	
	May	1.18	
	June	1.31	
	July	16	
	August	16	
	September	20	
	Running Annual Average (RAA):		1.13
	Meets standard? (i.e. RAA ≤ MRDL of 4.0 mg/L as Cl ₂)		<input checked="" type="checkbox"/> Yes <input type="checkbox"/> No

4th Quarter		
Month	Number of Samples Taken	Monthly Avg. Chlorine Level (mg/L)
Current Year	January	1.28
	February	1.03
	March	1.19
	April	1.15
	May	1.18
	June	1.31
	July	1.33
	August	1.25
	September	1.13
	October	16
	November	20
	December	16
Running Annual Average (RAA):		1.19
Meets standard? (i.e. RAA ≤ MRDL of 4.0 mg/L as Cl ₂)		<input checked="" type="checkbox"/> Yes <input type="checkbox"/> No

Comments: The Elk Grove Water District is split into two different water systems. Area 2 is whole sale water from Sacramento County Water Agency.

Signature:  39

Date: April 1, 2021



April 1, 2021

State Water Resources Control Board
Division of Drinking Water
1001 I Street
13th Floor
Sacramento, Ca. 95814

QUARTERLY SUMMARY OF RAW GROUNDWATER COLIFORM MONITORING

Enclosed is the Quarterly Summary of Raw Groundwater Coliform Monitoring report from Elk Grove Water District for 1st Quarter 2021.

If you have any further questions, you may contact me at 916-585-9386.

STEVE SHAW
WATER TREATMENT SUPERVISOR

QUARTERLY SUMMARY OF RAW GROUNDWATER COLIFORM MONITORING

Samples must be taken prior to chlorination

Water System Name

Elk Grove Water District

Water System Number

3410008

Sampling Period:


Month

January- March/ 1st Quarter

Year

2021

Well Name	Status (On/Off)	Sample Time & Date	Total Coliforms (P/A, CFU or MPN)	<i>E. coli</i> (P/A, CFU or MPN)
Well # 1D School St.	ON	1/13/2021 11:00	A	A
Well # 4D Webb St.	ON	1/20/2021 7:35	A	A
Well # 11D Dino Dr.	ON	1/6/2021 8:24	A	A
Well 14D Railroad St.	ON	1/13/2021 10:45	A	A
Well # 3 Mar-Val	OFF			
Well # 8 Williamson	ON	2/3/2021 8:50	A	A
Well # 9 Polhemus	ON	1/27/2021 8:35	A	A
Well # 13 Hampton	ON	1/18/2021 9:20	A	A



April 7, 2021

State Water Resources Control Board
Division of Drinking Water
1001 I Street
13th Floor
Sacramento CA. 95814

QUARTERLY TTHM AND HAA5 REPORT FOR DISINFECTION BYPRODUCTS COMPLIANCE

Enclosed is the Quarterly TTHM and HAA5 Report from Elk Grove Water District for the 1st quarter 2021.

If you have any further questions, you may contact me at 916-585-9386.

A handwritten signature in blue ink, appearing to read "Steve Shaw", is written over a light blue horizontal line.

STEVE SHAW
WATER TREATMENT SUPERVISOR

Quarterly TTHM Report for Disinfection Byproducts Compliance (in µg/L or ppb)

System Name: Elk Grove Water District System No.: 3410008 Year: 2021 Quarter: 1st

Year:	2017				2018				2019				2020				2021			
Quarter:	1st Qtr.	2nd Qtr.	3rd Qtr.	4th Qtr.	1st Qtr.	2nd Qtr.	3rd Qtr.	4th Qtr.	1st Qtr.	2nd Qtr.	3rd Qtr.	4th Qtr.	1st Qtr.	2nd Qtr.	3rd Qtr.	4th Qtr.	1st Qtr.	2nd Qtr.	3rd Qtr.	4th Qtr.
Sample Date (month/date):	1/17	4/18	7/3	10/3	1/10	4/10	7/3	10/9	1/15	4/9	7/16	10/22	2/4	4/7	7/14	10/6	1/19			
Site Q1 TTHM Results	1	37	0	0	1	3	0	0	45	38	0	0	10	0	0	0	0	0	0	0
Lcn. Running Annual Average	1	9	9	9	9	1	1	1	12	21	21	21	10	0	0	0	0	0	0	0
Meets Standard? ¹ (check box)	<input checked="" type="checkbox"/>	<input checked="" type="checkbox"/>	<input checked="" type="checkbox"/>	<input checked="" type="checkbox"/>	<input checked="" type="checkbox"/>	<input checked="" type="checkbox"/>	<input checked="" type="checkbox"/>	<input checked="" type="checkbox"/>	<input checked="" type="checkbox"/>	<input checked="" type="checkbox"/>	<input checked="" type="checkbox"/>	<input checked="" type="checkbox"/>	<input checked="" type="checkbox"/>	<input checked="" type="checkbox"/>	<input checked="" type="checkbox"/>	<input checked="" type="checkbox"/>	<input checked="" type="checkbox"/>	<input checked="" type="checkbox"/>	<input checked="" type="checkbox"/>	<input checked="" type="checkbox"/>
Projected LRAA Next Quarter	0	19	9	9	0	2	1	1	23	30	21	10	0	0	0	0	0	0	0	0
Op Evaluation Req'd? ² (check box)	<input checked="" type="checkbox"/>	<input checked="" type="checkbox"/>	<input checked="" type="checkbox"/>	<input checked="" type="checkbox"/>	<input checked="" type="checkbox"/>	<input checked="" type="checkbox"/>	<input checked="" type="checkbox"/>	<input checked="" type="checkbox"/>	<input checked="" type="checkbox"/>	<input checked="" type="checkbox"/>	<input checked="" type="checkbox"/>	<input checked="" type="checkbox"/>	<input checked="" type="checkbox"/>	<input checked="" type="checkbox"/>	<input checked="" type="checkbox"/>	<input checked="" type="checkbox"/>	<input checked="" type="checkbox"/>	<input checked="" type="checkbox"/>	<input checked="" type="checkbox"/>	<input checked="" type="checkbox"/>
Site Q2 TTHM Results	0	1	0																	
Lcn. Running Annual Average	0	1	0	N/A	N/A	N/A	N/A	N/A	N/A	N/A	N/A	N/A	N/A	N/A	N/A	N/A	N/A	N/A	N/A	N/A
Meets Standard? ¹ (check box)	<input checked="" type="checkbox"/>	<input checked="" type="checkbox"/>	<input checked="" type="checkbox"/>	<input checked="" type="checkbox"/>	<input checked="" type="checkbox"/>	<input checked="" type="checkbox"/>	<input checked="" type="checkbox"/>	<input checked="" type="checkbox"/>	<input checked="" type="checkbox"/>	<input checked="" type="checkbox"/>	<input checked="" type="checkbox"/>	<input checked="" type="checkbox"/>	<input checked="" type="checkbox"/>	<input checked="" type="checkbox"/>	<input checked="" type="checkbox"/>	<input checked="" type="checkbox"/>	<input checked="" type="checkbox"/>	<input checked="" type="checkbox"/>	<input checked="" type="checkbox"/>	<input checked="" type="checkbox"/>
Projected LRAA Next Quarter	0	1	0																	
Op Evaluation Req'd? ² (check box)	<input checked="" type="checkbox"/>	<input checked="" type="checkbox"/>	<input checked="" type="checkbox"/>	<input checked="" type="checkbox"/>	<input checked="" type="checkbox"/>	<input checked="" type="checkbox"/>	<input checked="" type="checkbox"/>	<input checked="" type="checkbox"/>	<input checked="" type="checkbox"/>	<input checked="" type="checkbox"/>	<input checked="" type="checkbox"/>	<input checked="" type="checkbox"/>	<input checked="" type="checkbox"/>	<input checked="" type="checkbox"/>	<input checked="" type="checkbox"/>	<input checked="" type="checkbox"/>	<input checked="" type="checkbox"/>	<input checked="" type="checkbox"/>	<input checked="" type="checkbox"/>	<input checked="" type="checkbox"/>
Site Q3 TTHM Results	1	1	1	1	2	0	0	0	2	1	0	0	0	0	0	0	0	0	0	0
Lcn. Running Annual Average	1	1	1	1	1	1	1	0	1	1	1	1	0	0	0	0	0	0	0	0
Meets Standard? ¹ (check box)	<input checked="" type="checkbox"/>	<input checked="" type="checkbox"/>	<input checked="" type="checkbox"/>	<input checked="" type="checkbox"/>	<input checked="" type="checkbox"/>	<input checked="" type="checkbox"/>	<input checked="" type="checkbox"/>	<input checked="" type="checkbox"/>	<input checked="" type="checkbox"/>	<input checked="" type="checkbox"/>	<input checked="" type="checkbox"/>	<input checked="" type="checkbox"/>	<input checked="" type="checkbox"/>	<input checked="" type="checkbox"/>	<input checked="" type="checkbox"/>	<input checked="" type="checkbox"/>	<input checked="" type="checkbox"/>	<input checked="" type="checkbox"/>	<input checked="" type="checkbox"/>	<input checked="" type="checkbox"/>
Projected LRAA Next Quarter	1	1	1	1	1	1	0	0	1	1	1	0	0	0	0	0	0	0	0	0
Op Evaluation Req'd? ² (check box)	<input checked="" type="checkbox"/>	<input checked="" type="checkbox"/>	<input checked="" type="checkbox"/>	<input checked="" type="checkbox"/>	<input checked="" type="checkbox"/>	<input checked="" type="checkbox"/>	<input checked="" type="checkbox"/>	<input checked="" type="checkbox"/>	<input checked="" type="checkbox"/>	<input checked="" type="checkbox"/>	<input checked="" type="checkbox"/>	<input checked="" type="checkbox"/>	<input checked="" type="checkbox"/>	<input checked="" type="checkbox"/>	<input checked="" type="checkbox"/>	<input checked="" type="checkbox"/>	<input checked="" type="checkbox"/>	<input checked="" type="checkbox"/>	<input checked="" type="checkbox"/>	<input checked="" type="checkbox"/>
Site Q4 TTHM Results				1	1	1	0	0	3	1	0	0	0	0	0	0	0	0	0	0
Lcn. Running Annual Average	N/A	N/A	N/A	1	1	1	1	1	1	1	1	1	0	0	0	0	0	0	0	0
Meets Standard? ¹ (check box)	<input checked="" type="checkbox"/>	<input checked="" type="checkbox"/>	<input checked="" type="checkbox"/>	<input checked="" type="checkbox"/>	<input checked="" type="checkbox"/>	<input checked="" type="checkbox"/>	<input checked="" type="checkbox"/>	<input checked="" type="checkbox"/>	<input checked="" type="checkbox"/>	<input checked="" type="checkbox"/>	<input checked="" type="checkbox"/>	<input checked="" type="checkbox"/>	<input checked="" type="checkbox"/>	<input checked="" type="checkbox"/>	<input checked="" type="checkbox"/>	<input checked="" type="checkbox"/>	<input checked="" type="checkbox"/>	<input checked="" type="checkbox"/>	<input checked="" type="checkbox"/>	<input checked="" type="checkbox"/>
Projected LRAA Next Quarter	N/A	N/A	N/A	1	1	1	1	0	1	1	1	0	0	0	0	0	0	0	0	0
Op Evaluation Req'd? ² (check box)	<input checked="" type="checkbox"/>	<input checked="" type="checkbox"/>	<input checked="" type="checkbox"/>	<input checked="" type="checkbox"/>	<input checked="" type="checkbox"/>	<input checked="" type="checkbox"/>	<input checked="" type="checkbox"/>	<input checked="" type="checkbox"/>	<input checked="" type="checkbox"/>	<input checked="" type="checkbox"/>	<input checked="" type="checkbox"/>	<input checked="" type="checkbox"/>	<input checked="" type="checkbox"/>	<input checked="" type="checkbox"/>	<input checked="" type="checkbox"/>	<input checked="" type="checkbox"/>	<input checked="" type="checkbox"/>	<input checked="" type="checkbox"/>	<input checked="" type="checkbox"/>	<input checked="" type="checkbox"/>
Quarterly Average	1	13	0	1	1	2	0	0	17	13	0	0	0	0	0	0	0	0	0	0
No. Samples This Quarter	3	3	3	3	3	3	3	3	3	3	3	3	3	3	3	3	3	3	3	3

Identify the sample locations in the table below.

Site	Sample Location
Q1	9436 Hollow Springs
Q2	9425 Emerald Vista (Discontinued 4th qtr 2017 per revised SAP)
Q3	8693 W. Camden
Q4	9230 Amsden Ct (Beginning 4th qtr 2017 per revised SAP)

Comments:

¹ Meets Standard - LRAA, calculated quarterly, is less than 80 ug/L

² Operation Evaluation Req'd - Projected LRAA, calculated quarterly, is greater than 80 ug/L



Signature

April 6, 2021

Date

*If, during the first year of monitoring, any individual quarter's average will cause the running annual average of that system to exceed the standard, then the system is out of compliance at the end of that quarter.

Quarterly HAA5 Report for Disinfection Byproducts Compliance (in µg/L or ppb)

System Name: Elk Grove Water District System No.: 3410008 Year: 2021 Quarter: 1st

Year:	2017				2018				2019				2020				2021			
Quarter:	1st Qtr.	2nd Qtr.	3rd Qtr.	4th Qtr.	1st Qtr.	2nd Qtr.	3rd Qtr.	4th Qtr.	1st Qtr.	2nd Qtr.	3rd Qtr.	4th Qtr.	1st Qtr.	2nd Qtr.	3rd Qtr.	4th Qtr.	1st Qtr.	2nd Qtr.	3rd Qtr.	4th Qtr.
Sample Date (month/date):	1/17	4/18	7/3	10/3	1/10	4/10	7/3	10/9	1/15	4/9	7/16	10/22	2/4	4/7	7/14	10/6	1/19			
Site Q1 HAA5 Results	0	26	0	0	0	0	0	0	29	28	0	0	0	0	0	0	0	0	0	0
Lcn. Running Annual Average	0	7	7	7	7	0	0	0	7	14	14	14	7	0	0	0	0	0	0	0
Meets Standard? ¹ (check box)	<input checked="" type="checkbox"/>	<input checked="" type="checkbox"/>	<input checked="" type="checkbox"/>	<input checked="" type="checkbox"/>	<input checked="" type="checkbox"/>	<input checked="" type="checkbox"/>	<input checked="" type="checkbox"/>	<input checked="" type="checkbox"/>	<input checked="" type="checkbox"/>	<input checked="" type="checkbox"/>	<input checked="" type="checkbox"/>	<input checked="" type="checkbox"/>	<input checked="" type="checkbox"/>	<input checked="" type="checkbox"/>	<input checked="" type="checkbox"/>	<input checked="" type="checkbox"/>	<input checked="" type="checkbox"/>	<input checked="" type="checkbox"/>	<input checked="" type="checkbox"/>	<input checked="" type="checkbox"/>
Projected LRAA Next Quarter	0	13	7	7	0	0	0	0	15	21	14	7	0	0	0	0	0	0	0	0
Op Evaluation Req'd? ² (check box)	<input checked="" type="checkbox"/>	<input checked="" type="checkbox"/>	<input checked="" type="checkbox"/>	<input checked="" type="checkbox"/>	<input checked="" type="checkbox"/>	<input checked="" type="checkbox"/>	<input checked="" type="checkbox"/>	<input checked="" type="checkbox"/>	<input checked="" type="checkbox"/>	<input checked="" type="checkbox"/>	<input checked="" type="checkbox"/>	<input checked="" type="checkbox"/>	<input checked="" type="checkbox"/>	<input checked="" type="checkbox"/>	<input checked="" type="checkbox"/>	<input checked="" type="checkbox"/>	<input checked="" type="checkbox"/>	<input checked="" type="checkbox"/>	<input checked="" type="checkbox"/>	<input checked="" type="checkbox"/>
Site Q2 HAA5 Results	0	0	0																	
Lcn. Running Annual Average	0	0	0	N/A	N/A	N/A	N/A	N/A	N/A	N/A	N/A	N/A	N/A	N/A	N/A	N/A	N/A	N/A	N/A	N/A
Meets Standard? ¹ (check box)	<input checked="" type="checkbox"/>	<input checked="" type="checkbox"/>	<input checked="" type="checkbox"/>	<input checked="" type="checkbox"/>	<input checked="" type="checkbox"/>	<input checked="" type="checkbox"/>	<input checked="" type="checkbox"/>	<input checked="" type="checkbox"/>	<input checked="" type="checkbox"/>	<input checked="" type="checkbox"/>	<input checked="" type="checkbox"/>	<input checked="" type="checkbox"/>	<input checked="" type="checkbox"/>	<input checked="" type="checkbox"/>	<input checked="" type="checkbox"/>	<input checked="" type="checkbox"/>	<input checked="" type="checkbox"/>	<input checked="" type="checkbox"/>	<input checked="" type="checkbox"/>	<input checked="" type="checkbox"/>
Projected LRAA Next Quarter	0	0	0																	
Op Evaluation Req'd? ² (check box)	<input checked="" type="checkbox"/>	<input checked="" type="checkbox"/>	<input checked="" type="checkbox"/>	<input checked="" type="checkbox"/>	<input checked="" type="checkbox"/>	<input checked="" type="checkbox"/>	<input checked="" type="checkbox"/>	<input checked="" type="checkbox"/>	<input checked="" type="checkbox"/>	<input checked="" type="checkbox"/>	<input checked="" type="checkbox"/>	<input checked="" type="checkbox"/>	<input checked="" type="checkbox"/>	<input checked="" type="checkbox"/>	<input checked="" type="checkbox"/>	<input checked="" type="checkbox"/>	<input checked="" type="checkbox"/>	<input checked="" type="checkbox"/>	<input checked="" type="checkbox"/>	<input checked="" type="checkbox"/>
Site Q3 HAA5 Results	0	0	0	0	0	0	0	0	0	2	0	0	0	0	0	0	0	0	0	0
Lcn. Running Annual Average	0	0	0	0	0	0	0	0	0	1	1	1	1	0	0	0	0	0	0	0
Meets Standard? ¹ (check box)	<input checked="" type="checkbox"/>	<input checked="" type="checkbox"/>	<input checked="" type="checkbox"/>	<input checked="" type="checkbox"/>	<input checked="" type="checkbox"/>	<input checked="" type="checkbox"/>	<input checked="" type="checkbox"/>	<input checked="" type="checkbox"/>	<input checked="" type="checkbox"/>	<input checked="" type="checkbox"/>	<input checked="" type="checkbox"/>	<input checked="" type="checkbox"/>	<input checked="" type="checkbox"/>	<input checked="" type="checkbox"/>	<input checked="" type="checkbox"/>	<input checked="" type="checkbox"/>	<input checked="" type="checkbox"/>	<input checked="" type="checkbox"/>	<input checked="" type="checkbox"/>	<input checked="" type="checkbox"/>
Projected LRAA Next Quarter	0	0	0	0	0	0	0	0	0	1	1	1	0	0	0	0	0	0	0	0
Op Evaluation Req'd? ² (check box)	<input checked="" type="checkbox"/>	<input checked="" type="checkbox"/>	<input checked="" type="checkbox"/>	<input checked="" type="checkbox"/>	<input checked="" type="checkbox"/>	<input checked="" type="checkbox"/>	<input checked="" type="checkbox"/>	<input checked="" type="checkbox"/>	<input checked="" type="checkbox"/>	<input checked="" type="checkbox"/>	<input checked="" type="checkbox"/>	<input checked="" type="checkbox"/>	<input checked="" type="checkbox"/>	<input checked="" type="checkbox"/>	<input checked="" type="checkbox"/>	<input checked="" type="checkbox"/>	<input checked="" type="checkbox"/>	<input checked="" type="checkbox"/>	<input checked="" type="checkbox"/>	<input checked="" type="checkbox"/>
Site Q4 HAA5 Results				0	0	0	0	0	0	2	0	0	0	0	0	0	0	0	0	0
Lcn. Running Annual Average	N/A	N/A	N/A	0	0	0	0	0	0	1	1	1	1	0	0	0	0	0	0	0
Meets Standard? ¹ (check box)	<input checked="" type="checkbox"/>	<input checked="" type="checkbox"/>	<input checked="" type="checkbox"/>	<input checked="" type="checkbox"/>	<input checked="" type="checkbox"/>	<input checked="" type="checkbox"/>	<input checked="" type="checkbox"/>	<input checked="" type="checkbox"/>	<input checked="" type="checkbox"/>	<input checked="" type="checkbox"/>	<input checked="" type="checkbox"/>	<input checked="" type="checkbox"/>	<input checked="" type="checkbox"/>	<input checked="" type="checkbox"/>	<input checked="" type="checkbox"/>	<input checked="" type="checkbox"/>	<input checked="" type="checkbox"/>	<input checked="" type="checkbox"/>	<input checked="" type="checkbox"/>	<input checked="" type="checkbox"/>
Projected LRAA Next Quarter	N/A	N/A	N/A	0	0	0	0	0	0	1	1	1	0	0	0	0	0	0	0	0
Op Evaluation Req'd? ² (check box)	<input checked="" type="checkbox"/>	<input checked="" type="checkbox"/>	<input checked="" type="checkbox"/>	<input checked="" type="checkbox"/>	<input checked="" type="checkbox"/>	<input checked="" type="checkbox"/>	<input checked="" type="checkbox"/>	<input checked="" type="checkbox"/>	<input checked="" type="checkbox"/>	<input checked="" type="checkbox"/>	<input checked="" type="checkbox"/>	<input checked="" type="checkbox"/>	<input checked="" type="checkbox"/>	<input checked="" type="checkbox"/>	<input checked="" type="checkbox"/>	<input checked="" type="checkbox"/>	<input checked="" type="checkbox"/>	<input checked="" type="checkbox"/>	<input checked="" type="checkbox"/>	<input checked="" type="checkbox"/>
Quarterly Average	0	9	0	0	0	0	0	0	10	11	0	0	0	0	0	0	0	0	0	0
No. Samples This Quarter	3	3	3	3	3	3	3	3	3	3	3	3	3	3	3	3	3	3	3	3

44

Identify the sample locations in the table below.

Site	Sample Location
Q1	9436 Hollow Springs
Q2	9425 Emerald Vista (Discontinued 4th qtr 2017 per revised SAP)
Q3	8693 W. Camden
Q4	9230 Amsden Ct (Beginning 4th qtr 2017 per revised SAP)

Comments:

¹ Meets Standard - LRAA, calculated quarterly, is less than 80 ug/L

² Operation Evaluation Req'd - Projected LRAA, calculated quarterly, is greater than 80 ug/L


Signature

April 6, 2021
Date

*If, during the first year of monitoring, any individual quarter's average will cause the running annual average of that system to exceed the standard, then the system is out of compliance at the end of that quarter.

Elk Grove Water District

Preventative Maintenance Program

Groundwater Wells

Monthly													Semi-annual		Annual			
Refer.	JAN	FEB	MAR	APR	MAY	JUN	JUL	AUG	SEP	OCT	NOV	DEC	Refer.	1ST 6-MO.	2ND 6-MO.	Refer.	2021	
Well 14D Railroad	Initials	AH	AH	AH									Sect: 7.1			Sect: 7.2		
	Date	1/6/21	2/26/21	3/4/21														
	W.O. #	19344	19404	19459														
Well 4D Webb	Initials	AH	AH	AH									Sect: 8.1			Sect: 8.2		
	Date	1/14/21	2/22/21	3/2/21														
	W.O. #	19345	19405	19460														
Well 11D Dino	Initials	AH	AH	AH									Sect: 9.1			Sect: 9.2		
	Date	1/13/21	2/22/21	3/2/21														
	W.O. #	19346	19406	19461														
Well 1D School	Initials	BW	AH	AH									Sect: 13.1			Sect: 13.2		
	Date	1/4/21	2/24/21	3/4/21														
	W.O. #	19347	19407	19462														
Well 8 Williamson	Initials	BW	BW	AH									Sect: 11.1			Sect: 11.4		
	Date	1/1/21	2/24/21	3/2/21														
	W.O. #	19348	19408	19463														
Well 9 Polhemus	Initials	BW	BW	AH									Sect: TBD			Sect: TBD		
	Date	1/1/21	2/24/21	3/2/21														
	W.O. #	19349	19409	19464														
Well 13 Hampton	Initials	AH	AH	AH									Sect: TBD			Sect: TBD		
	Date	1/18/21	2/25/21	3/8/21														
	W.O. #	19350	19410	19465														

Year: 2021

Elk Grove Water District

Preventative Maintenance Program

Railroad Water Treatment and Storage

Facility

Item	Monthly												Quarterly					Semi-annual				Annual					
	Refer.	JAN	FEB	MAR	APR	MAY	JUN	JUL	AUG	SEP	OCT	NOV	DEC	Refer.	1st	2nd	3rd	4th	Refer.	1 ST 6-	6- 2ND 6-	MO.	MO.	Refer.	2021		
Clor-Tec System	Initials	Section: 4.2	AH	BW	AH									Section: 4.3	AH/BW				Section: 4.4								
	Date		1/16/21	2/26/21	3/3/21											2/26/21											
	W.O. #		19351	19395	19452											19399											
Filter System	Initials	Section: 5.1	AH	AH	AH									Section: 5.2	AH/BW				Section: 5.3								
	Date		1/30/21	2/24/21	3/3/21											3/17/21											
	W.O. #		19352	19396	19453											19466											
Backwash System	Initials	Section: 2.1	AH	AH/BW	AH/BW									Section: 2.2	AH				Section: 2.3								
	Date		1/30/21	2/25/21	3/4/21											3/16/21											
	W.O. #		19353	19397	19454											19498											
Booster Pumps	Initials	Section: 3.1	AH	AH/BW	AH/BW									Section: 1.1	AH				Section: 3.2								
	Date		1/30/21	2/25/21	3/4/21											3/22/21											
	W.O. #		19354	19398	19455											19499											
LAB	Initials													Section: 1.2					Section: 2.4								
	Date																										
	W.O. #																										
Clear Wells	Initials																										
	Date																										
	W.O. #																										
MCC	Initials																										
	Date																										
	W.O. #																										

Year: 2021

Elk Grove Water District

Preventative Maintenance Program

Hampton Village Water Treatment Plant

Item	Monthly													Quarterly					Semi-annual					Annual		
	Refer.	JAN	FEB	MAR	APR	MAY	JUN	JUL	AUG	SEP	OCT	NOV	DEC	Refer.	1st	2nd	3rd	4th	Refer.	1ST MO.	6-2ND MO.	6-	Refer.	2021		
Chemical Systems	Initials	Section: TBD	AH	AH	AH																					
	Date		1/18/21	2/25/21	3/4/21																					
	W.O. #		19355	19411	19456																					
Filter System	Initials	Section: TBD	AH	AH	AH																					
	Date		1/18/21	2/25/21	3/4/21																					
	W.O. #		19356	19412	19457																					
Backwash System	Initials	Section: TBD	AH	AH	AH																					
	Date		1/18/21	2/25/21	3/4/21																					
	W.O. #		19357	19413	19458																					
LAB	Initials																									
	Date																									
	W.O. #																									
MCC	Initials																									
	Date																									
	W.O. #																									

Elk Grove Water District

Preventative Maintenance Program

Standby Generators

Item	Monthly														Annual	
	Refer.	JAN	FEB	MAR	APR	MAY	JUN	JUL	AUG	SEP	OCT	NOV	DEC	Refer.	2021	
Railroad	Initials	AH	AH	AH										Section: TBD		
	Date	1/31/21	2/26/21	3/4/21												
	W.O. #	19358	19400	19448												
Webb	Initials	AH	AH	AH										Section: TBD		
	Date	1/30/21	2/25/21	3/2/21												
	W.O. #	19359	19401	19449												
Dino	Initials	AH	AH	AH										Section: TBD		
	Date	1/31/21	2/22/21	3/2/21												
	W.O. #	19360	19402	19450												
Admin.	Initials	AH	AH	AH										Section: TBD		
	Date	1/31/21	2/25/21	3/4/21												
	W.O. #	19361	19403	19451												
		= Load Test														

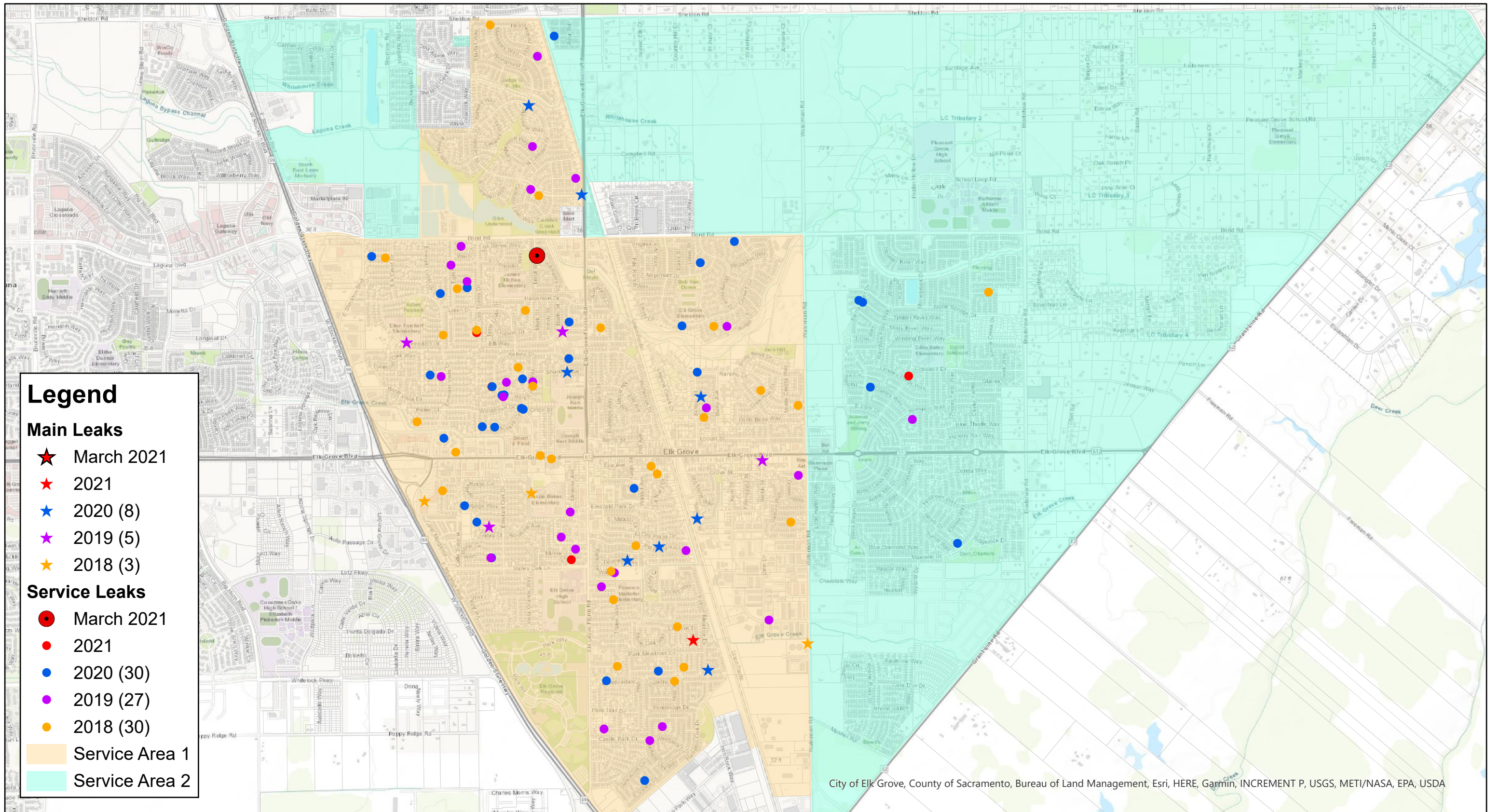
Elk Grove Water District
Cross Connection Control Program 2021

	JAN	FEB	MAR	APR	MAY	JUN	JUL	AUG	SEP	OCT	NOV	DEC	Totals
First Test Notices Issued	47	40	83										170
Passed First Test Notice	25	14	69										108
Initial Balance	22	26	14										62
Notices Retracted	0	0	0										0
New Balance	22	26	14										62
Second Test Notices Issued	22	26	14										62
Passed Second Test Notice	3	12	7										22
Third Test Notice Issued	19	14	0										33
Passed Third Test Notice	17	14	0										31
Devices Locked Off	0	0	0										0
Monthly Outstanding Delinquents	0	0	7										7
								Total Outstanding Delinquents					7

49

Elk Grove Water District
Safety Meetings/Training
March 2021

Date	Topic	Attendees	Hosted By
3/1/2021	Working In The Rain	Alan Aragon, Stefan Chanh, Travis Franklin, David Frederick, Sean Hinton, Aaron Hewitt, James Hinegardner, Brandon Kent, Justin Mello, Sal Mendoza, Jose Mendoza, Michael Montiel, Chris Phillips, Steve Shaw, John Vance, Brandon Wagner, Marcell Wilson, Vue Xiong	Travis Franklin
3/16/2021	Personal Protective Equipment	Alan Aragon, Stefan Chanh, David Frederick, Sean Hinton, Aaron Hewitt, James Hinegardner, Brandon Kent, Justin Mello, Sal Mendoza, Jose Mendoza, Michael Montiel, Chris Phillips, Steve Shaw, Brandon Wagner, Marcell Wilson, Vue Xiong	Sean Hinton & Steve Shaw
3/25/2021	Avoiding Lockdown Eye Strain	Aaron Hewitt, Alan Aragon, Amber Kavert, Aurelia Camilo, Brandon Kent, Brandon Wagner, Bruce Kamilos, Chris Phillips, Cindy Robertson, David Frederick, Denise Maxwell, Donella Murillo, James Hinegardner, John Vance, Jose Mendoza, Justin Mello, Marcell Wilson, Mark Madison, Michael Montiel, Sal Mendoza, Sean Hinton, Stefan Chanh, Stefani Phillips, Steve Shaw, Tonia Williams, Travis Franklin, Vue Xiong, Ben Voelz	Travis Franklin
3/29/2021	Trench Safety	Alan Aragon, Stefan Chanh, David Frederick, Sean Hinton, Aaron Hewitt, James Hinegardner, Brandon Kent, Justin Mello, Sal Mendoza, Jose Mendoza, Steve Shaw, John Vance, Brandon Wagner, Marcell Wilson, Vue Xiong	Sean Hinton & Steve Shaw



Legend

Main Leaks

- ★ March 2021
- ★ 2021
- ★ 2020 (8)
- ★ 2019 (5)
- ★ 2018 (3)

Service Leaks

- March 2021
- 2021
- 2020 (30)
- 2019 (27)
- 2018 (30)

■ Service Area 1


■ Service Area 2

City of Elk Grove, County of Sacramento, Bureau of Land Management, Esri, HERE, Garmin, INCREMENT P, USGS, METI/NASA, EPA, USDA

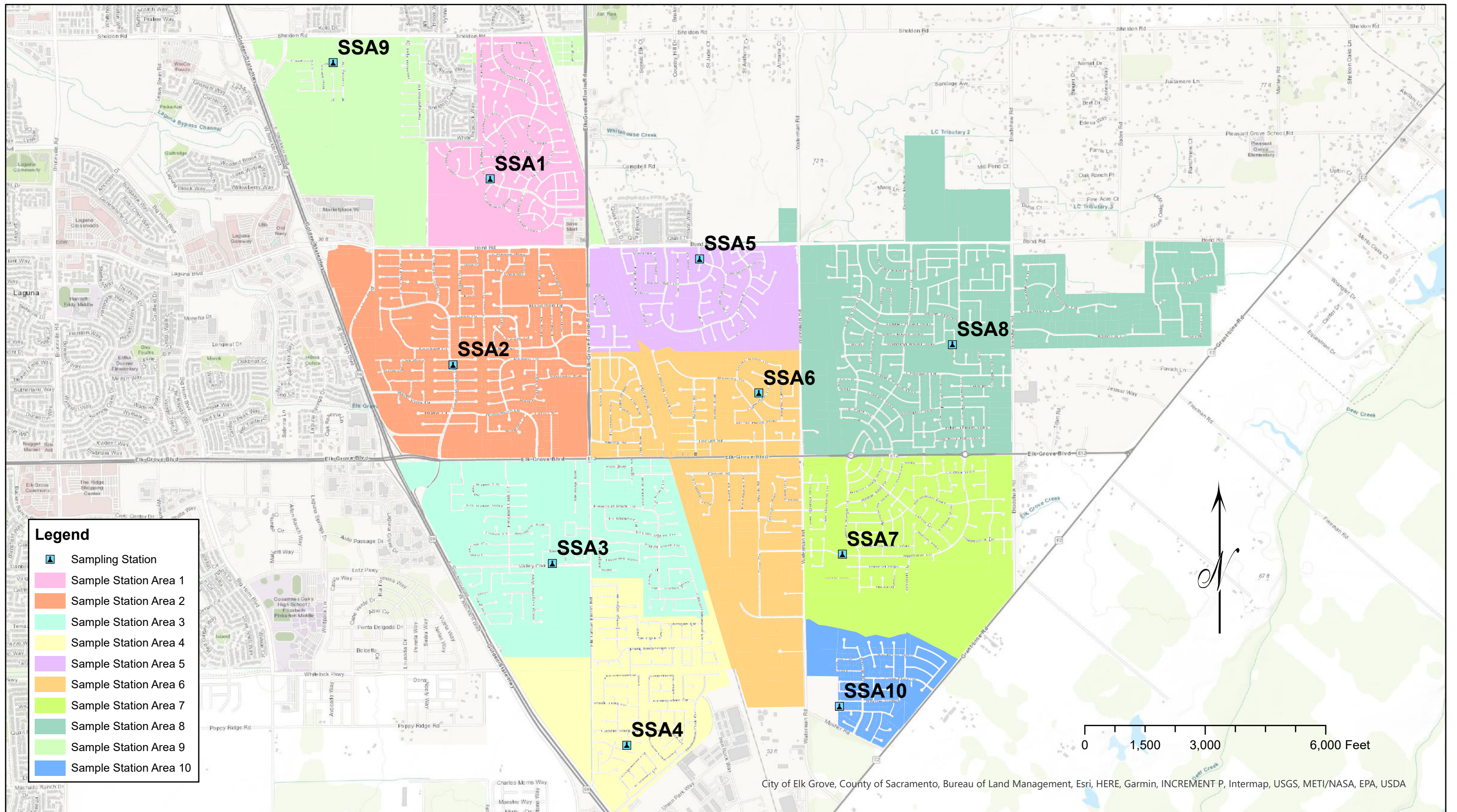
March 2021	
Main Line Leaks: 0	YTD: 1
Service Line Leaks: 1	YTD: 5
Total Leaks: 1	YTD: 6



Elk Grove Water District Main and Service Line Leaks Map



Elk Grove Water District	
Main & Service Line Leaks	
Created by: Ben Voelz	
Date: April 8, 2021	



Sample Stations: 10



Elk Grove Water District

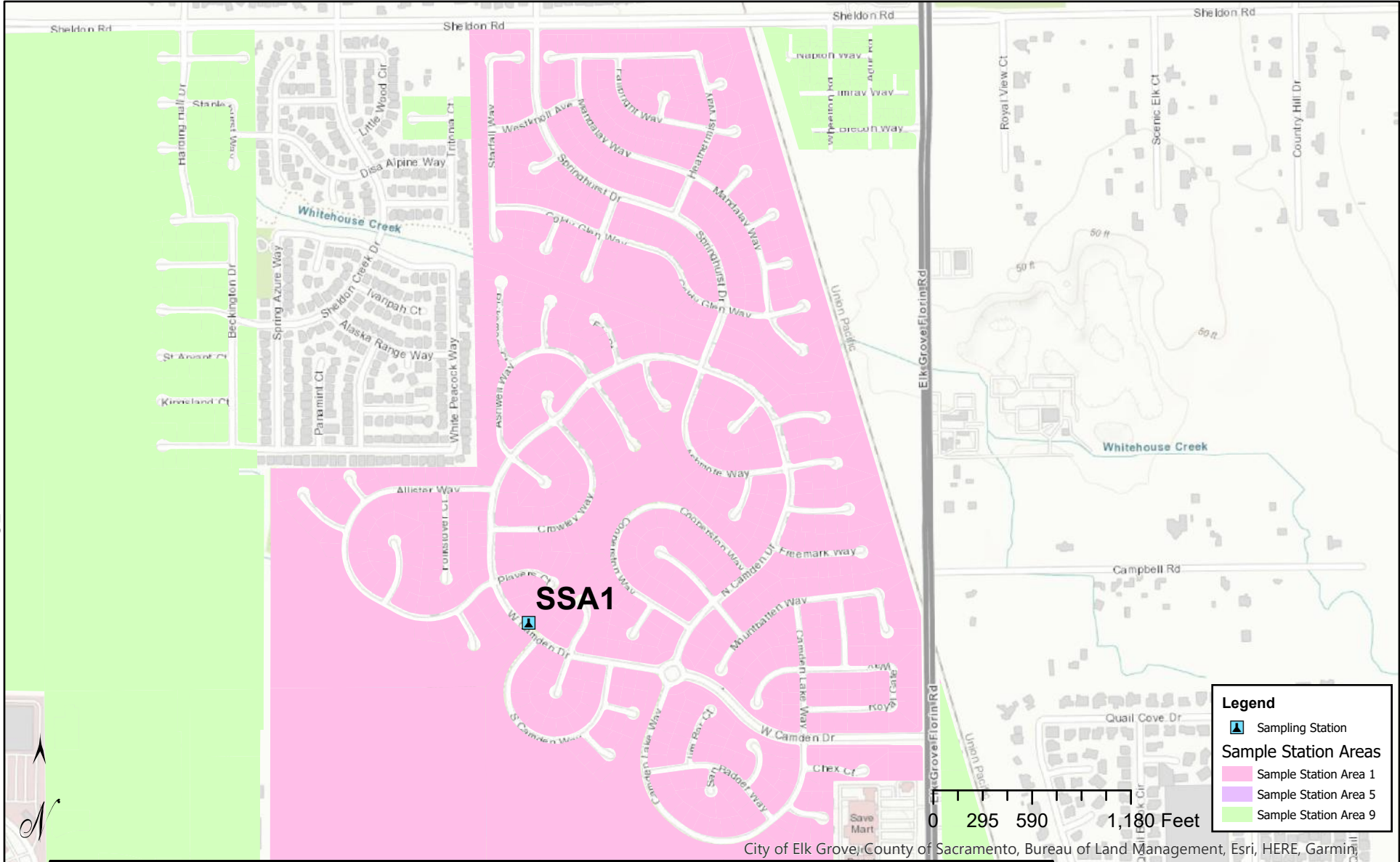
Sample Station Areas

Projected Coordinate System: NAD 83 State Plane CA II FIPS 0402

Source: EGWD GIS database

Modified by: Ben Voelz

April 8, 2021



City of Elk Grove/County of Sacramento, Bureau of Land Management, Esri, HERE, Garmin, INCREMENT P, USGS, EPA, USDA
 1:10,000

Location Name	SSID	% Readings >70 PSI	% Readings 60 - 69.99 PSI	% Readings 50 - 59.99 PSI	% Readings 40 - 49.99 PSI	% Readings <40 PSI
W. Camden	SSA1	0.86%	77.92%	21.21%	0.01%	0%

Sample Station #1

Note: Sample Station takes a reading every 5 minutes.

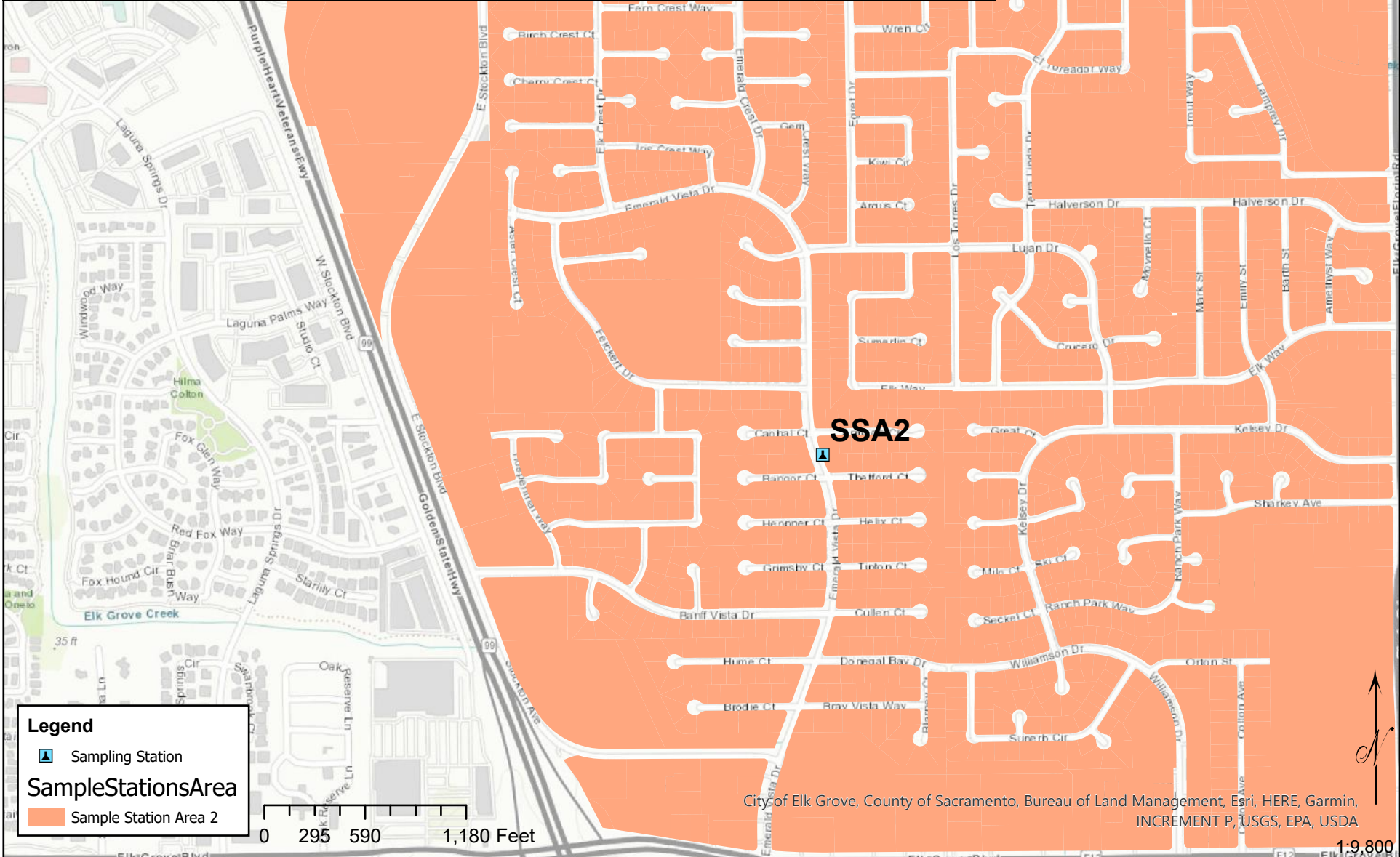
March 2021



Elk Grove Water District
 System Pressure Monitoring

Projected Coordinate System:
 NAD 83 State Plane CA II FIPS 0402
 Source:EGWD GIS database
 Created by: Ben Voelz
 April 8, 2021

Location Name	SSID	% Readings >70 PSI	% Readings 60 - 69.99 PSI	% Readings 50 - 59.99 PSI	% Readings 40 - 49.99 PSI	% Readings <40 PSI
Emerald Vista	SSA2	3.95%	87.02%	9.03%	0%	0%



City of Elk Grove, County of Sacramento, Bureau of Land Management, Esri, HERE, Garmin, INCREMENT P, USGS, EPA, USDA

1:9,800

Sample Station #2

Note: Sample Station takes a reading every 5 minutes.

March 2021



Elk Grove Water District

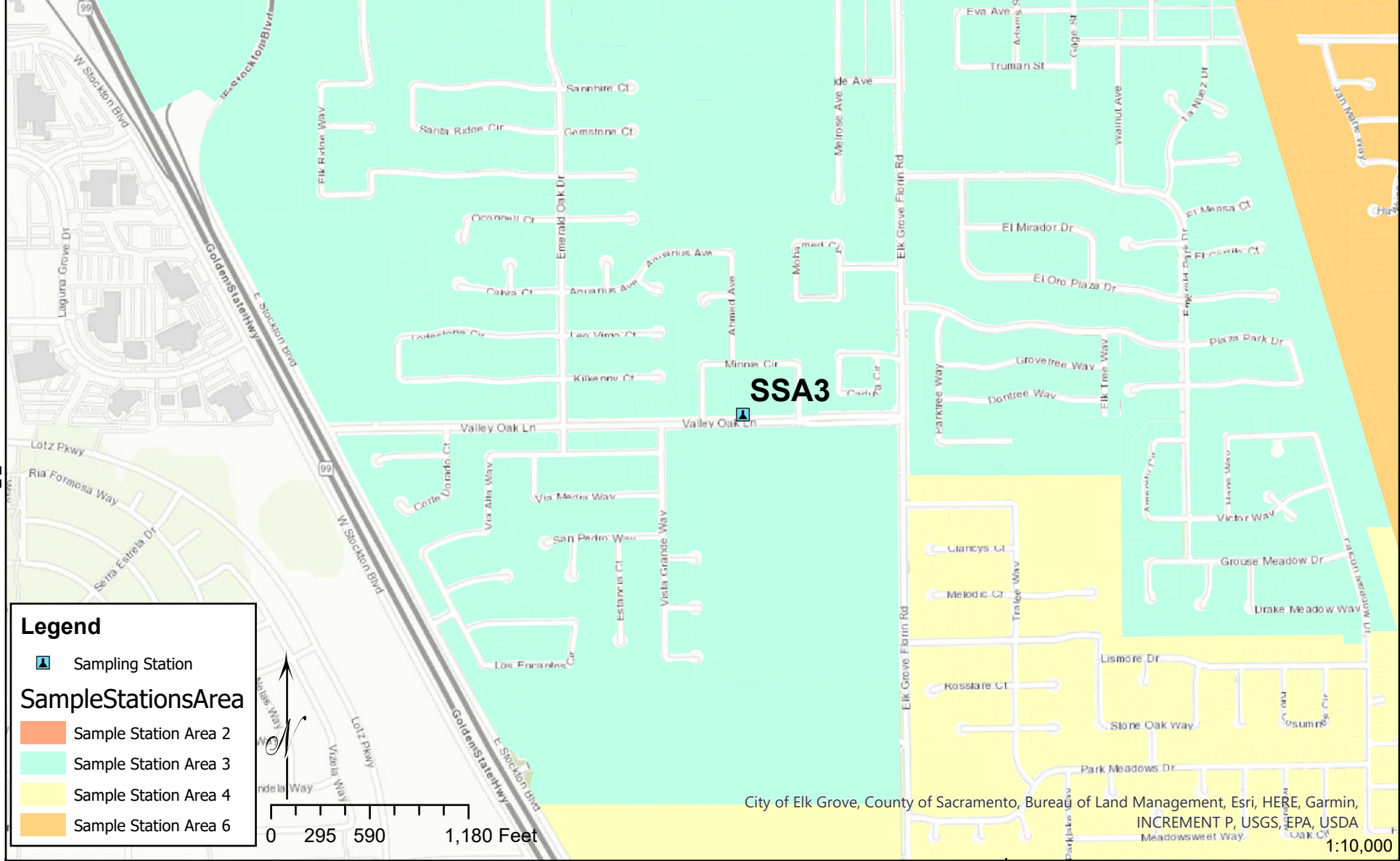
System Pressure Monitoring

Projected Coordinate System:
NAD 83 State Plane CA II FIPS 0402

Source: EGWD GIS database

Created by: Ben Voelz
April 8, 2021

Location Name	SSID	% Readings >70 PSI	% Readings 60 - 69.99 PSI	% Readings 50 - 59.99 PSI	% Readings 40 - 49.99 PSI	% Readings <40 PSI
Valley Oak	SSA3	8.98%	81.85%	9.16%	0%	0%



Legend

- Sampling Station

Sample Stations Area

- Sample Station Area 2
- Sample Station Area 3
- Sample Station Area 4
- Sample Station Area 6

Sample Station #3

Note: Sample Station takes a reading every 5 minutes.

March 2021



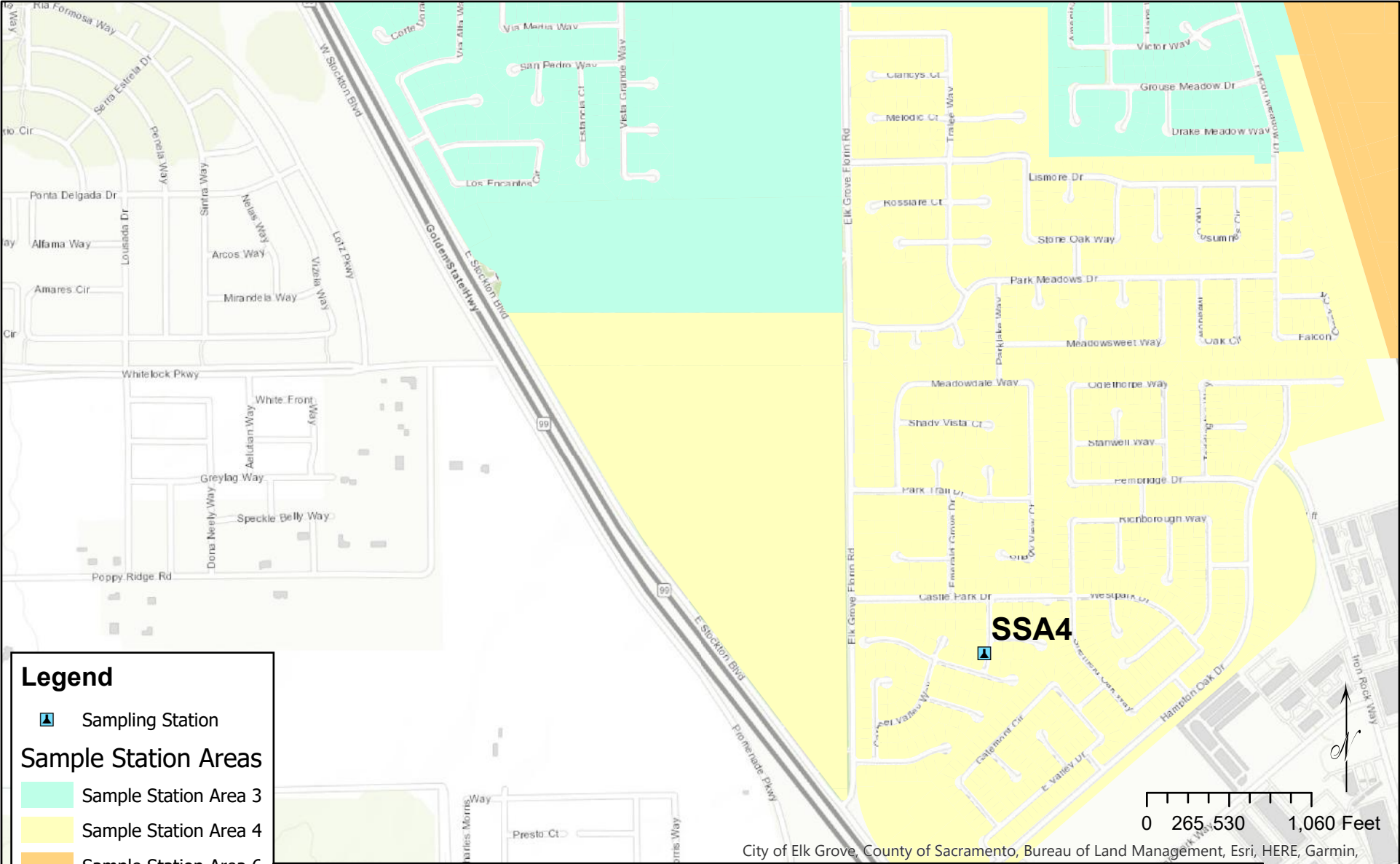
Elk Grove Water District

System Pressure Monitoring

Projected Coordinate System:
 NAD 83 State Plane CA II FIPS 0402
 Source: EGWD GIS database
 Created by: Ben Voelz
 April 8, 2021

55

106



City of Elk Grove, County of Sacramento, Bureau of Land Management, Esri, HERE, Garmin, SA, EPA, USDA

Location Name	SSID	% Readings >70 PSI	% Readings 60 - 69.99 PSI	% Readings 50 - 59.99 PSI	% Readings 40 - 49.99 PSI	% Readings <40 PSI
Glacier Point	SSA4	0.01%	29.86%	70.05%	0.08%	0%

1:10,800

Sample Station #4

Note: Sample Station takes a reading every 5 minutes.

March 2021




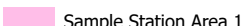




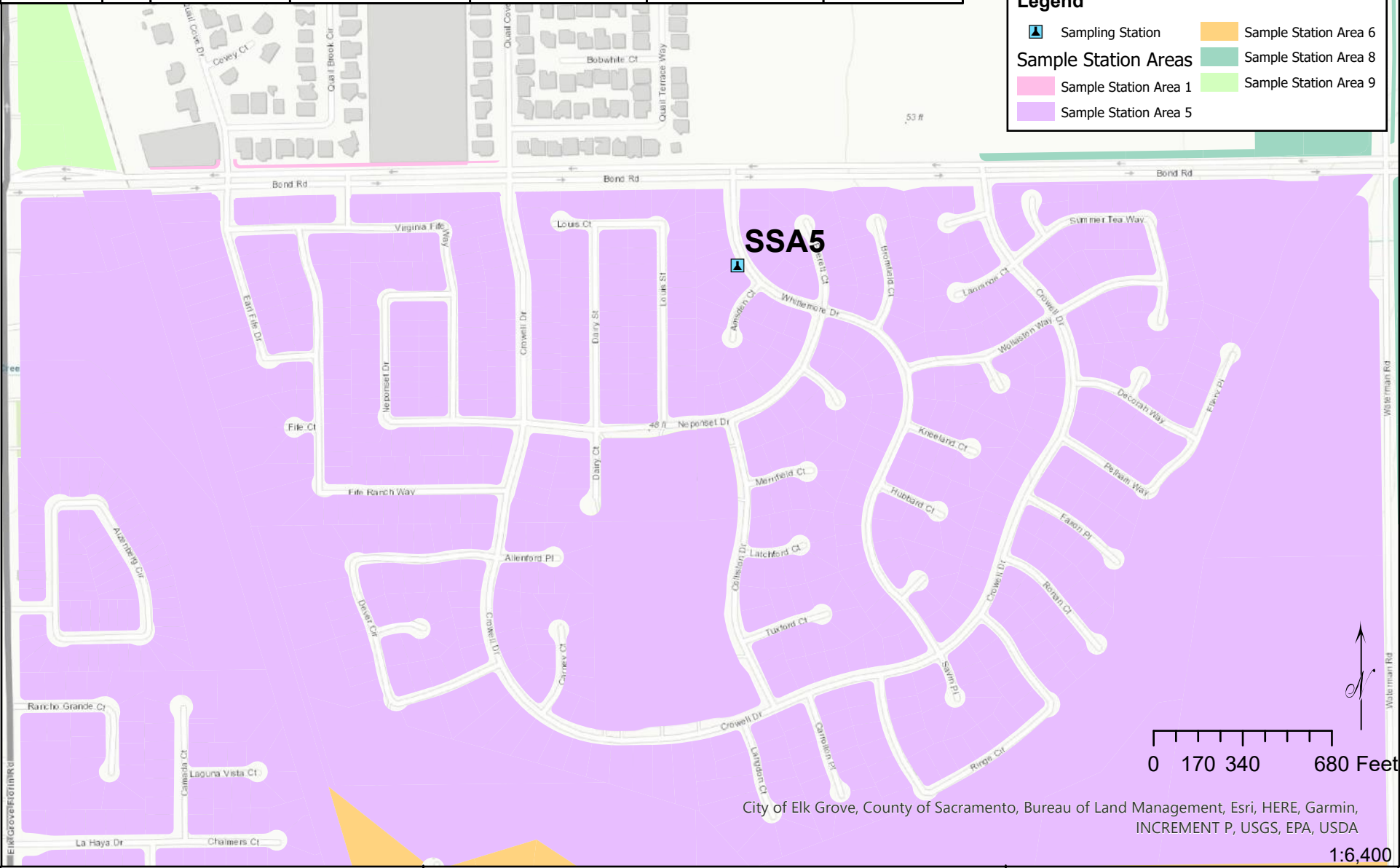
Elk Grove Water District
System Pressure Monitoring

Projected Coordinate System:
NAD 83 State Plane CA II FIPS 0402
Source: EGWD GIS database
Created by: Ben Voelz
April 8, 2021

Location Name	SSID	% Readings >70 PSI	% Readings 60 - 69.99 PSI	% Readings 50 - 59.99 PSI	% Readings 40 - 49.99 PSI	% Readings <40 PSI
Amsden	SSA5	0%	16.26%	83.24%	0.5%	0%

Legend

-  Sampling Station
-  Sample Station Area 6
-  Sample Station Area 8
-  Sample Station Area 1
-  Sample Station Area 9
-  Sample Station Area 5



Sample Station #5

Notes: Sample Station takes a reading every 5 minutes.

March 2021



Elk Grove Water District

System Pressure Monitoring

Projected Coordinate System:
NAD 83 State Plane CA II FIPS 0402

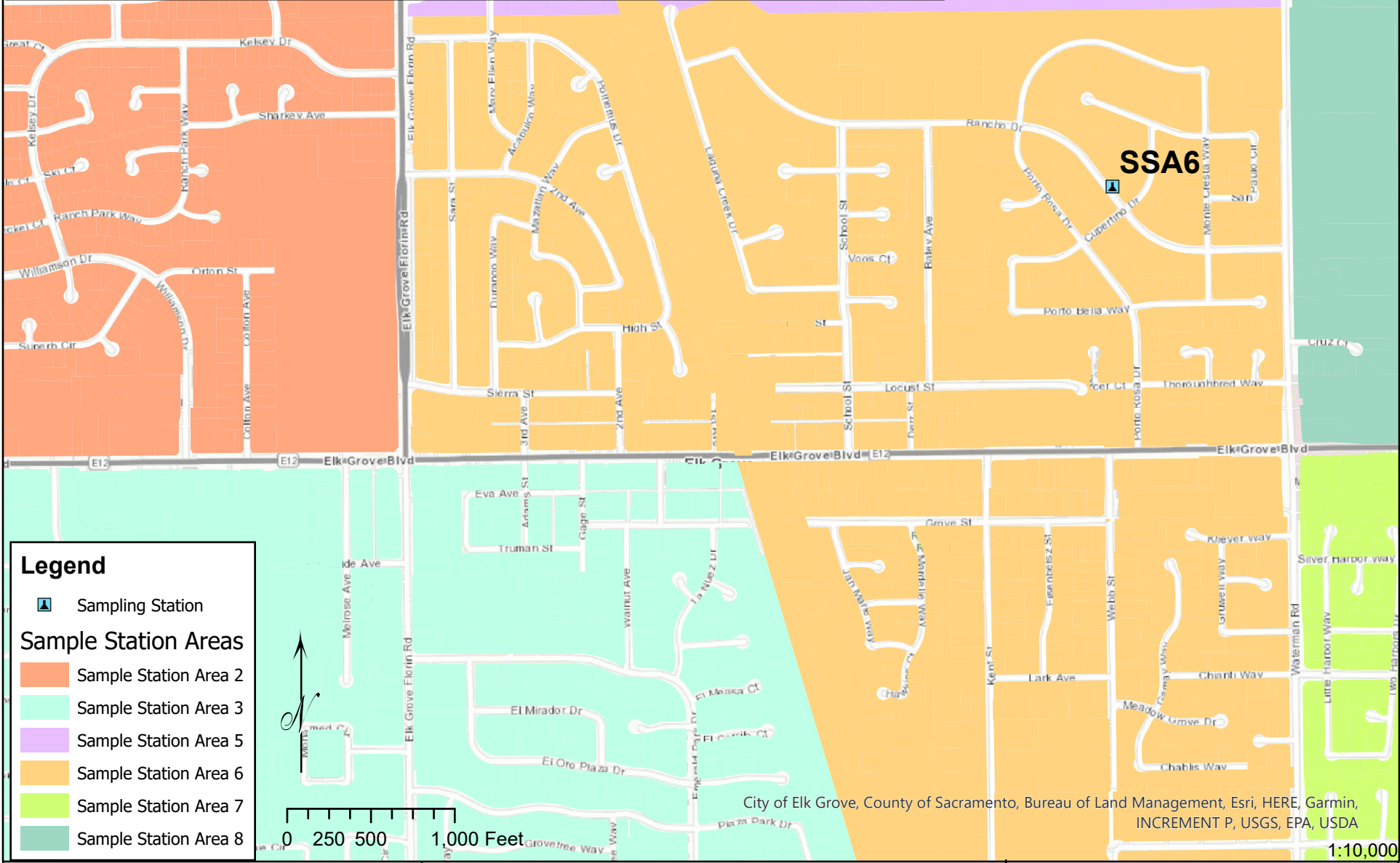
Source: EGWD GIS database
Created by: Ben Voelz

April 8, 2021

57

108


Location Name	SSID	% Readings >70 PSI	% Readings 60 - 69.99 PSI	% Readings 50 - 59.99 PSI	% Readings 40 - 49.99 PSI	% Readings <40 PSI
Rancho	SSA6	0.01%	13.18%	84.25%	2.56%	0%



Sample Station #6

Note: Sample Station takes a reading every 5 minutes.

March 2021



Elk Grove Water District
System Pressure Monitoring

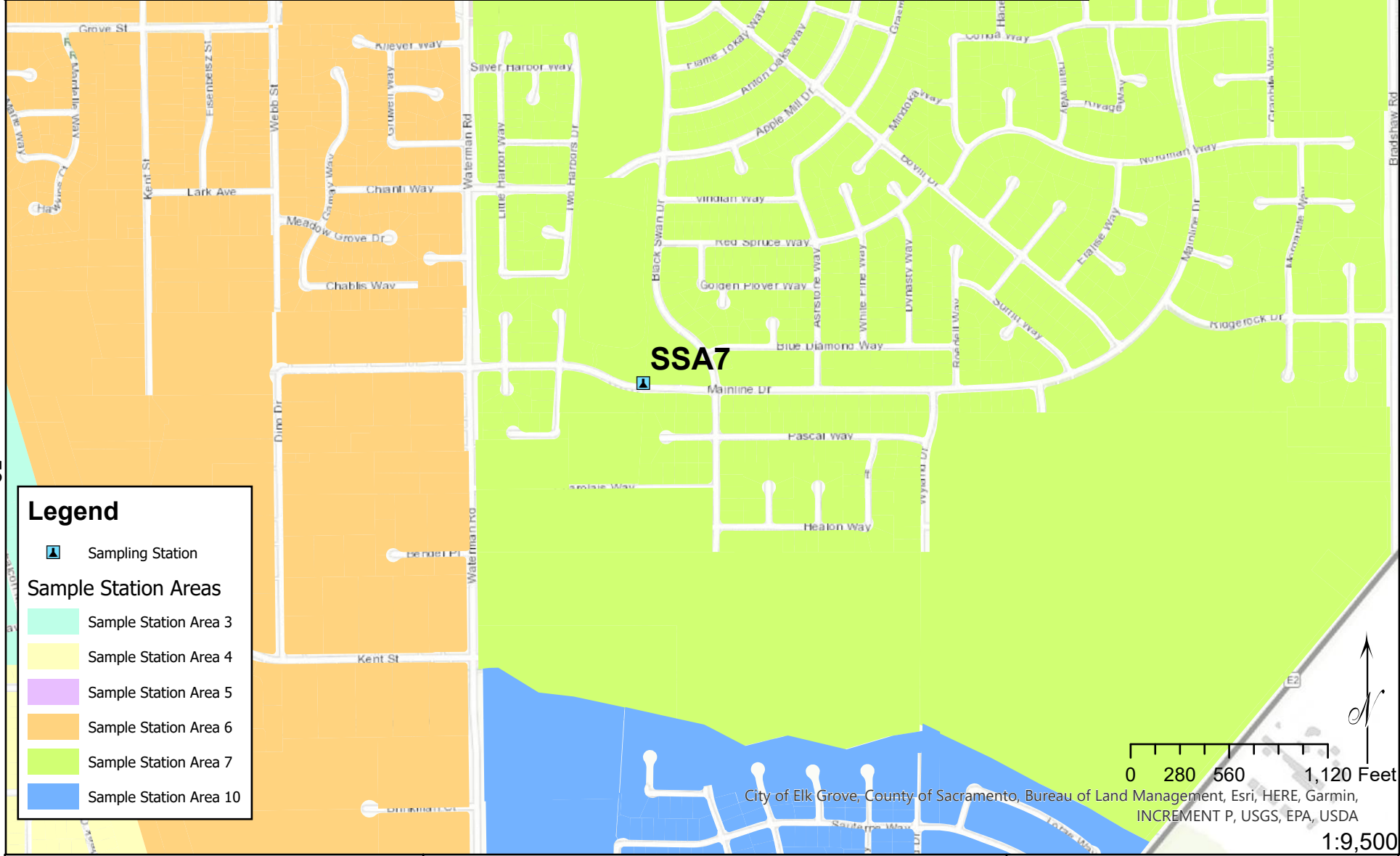
Projected Coordinate System:
NAD 83 State Plane CA II FIPS 0402

Source: EGWD GIS database
Created by: Ben Voelz
April 8, 2021

58

109

Location Name	SSID	% Readings >70 PSI	% Readings 60 - 69.99 PSI	% Readings 50 - 59.99 PSI	% Readings 40 - 49.99 PSI	% Readings <40 PSI
Mainline	SSA7	0%	8.58%	91.39%	0.03%	0%



Legend

- Sampling Station

Sample Station Areas

- Sample Station Area 3
- Sample Station Area 4
- Sample Station Area 5
- Sample Station Area 6
- Sample Station Area 7
- Sample Station Area 10

Sample Station #7

Note: Sample Station takes a reading every 5 minutes.

March 2021

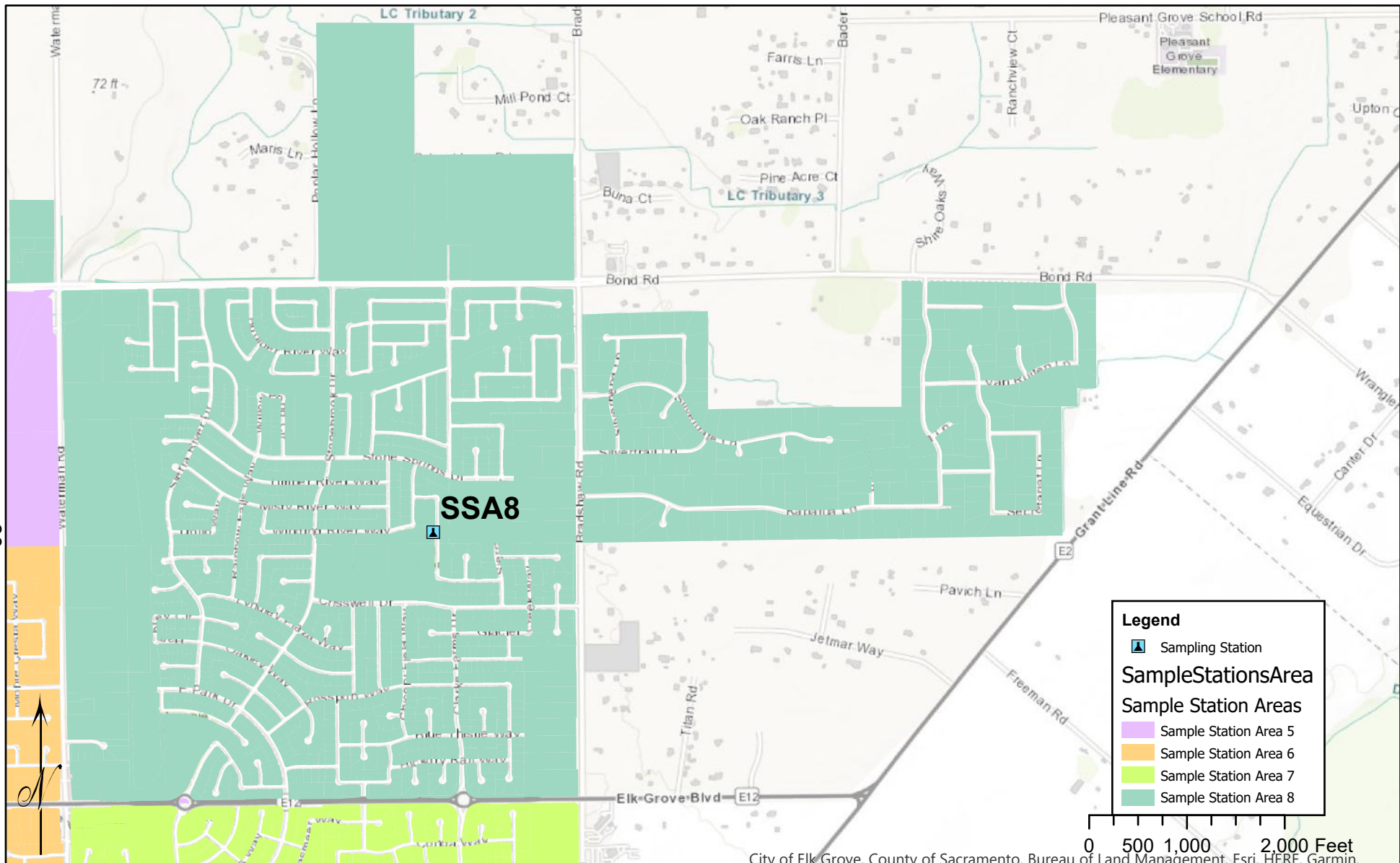


Elk Grove Water District
System Pressure Monitoring

Projected Coordinate System:
NAD 83 State Plane CA II FIPS 0402
Source: EGWD GIS database
Created by: Ben Voelz
April 8, 2021

59

110



Legend

- Sampling Station
- Sample Stations Area**
- Sample Station Areas**
 - Sample Station Area 5
 - Sample Station Area 6
 - Sample Station Area 7
 - Sample Station Area 8

0 500 1,000 2,000 Feet
 INCREMENT P, USGS, EPA, USDA
 1:17,000

Location Name	SSID	% Readings >70 PSI	% Readings 60 - 69.99 PSI	% Readings 50 - 59.99 PSI	% Readings 40 - 49.99 PSI	% Readings <40 PSI
Hollow Springs	SSA8	0%	4.27%	95.63%	0.1%	0%

Sample Station #8

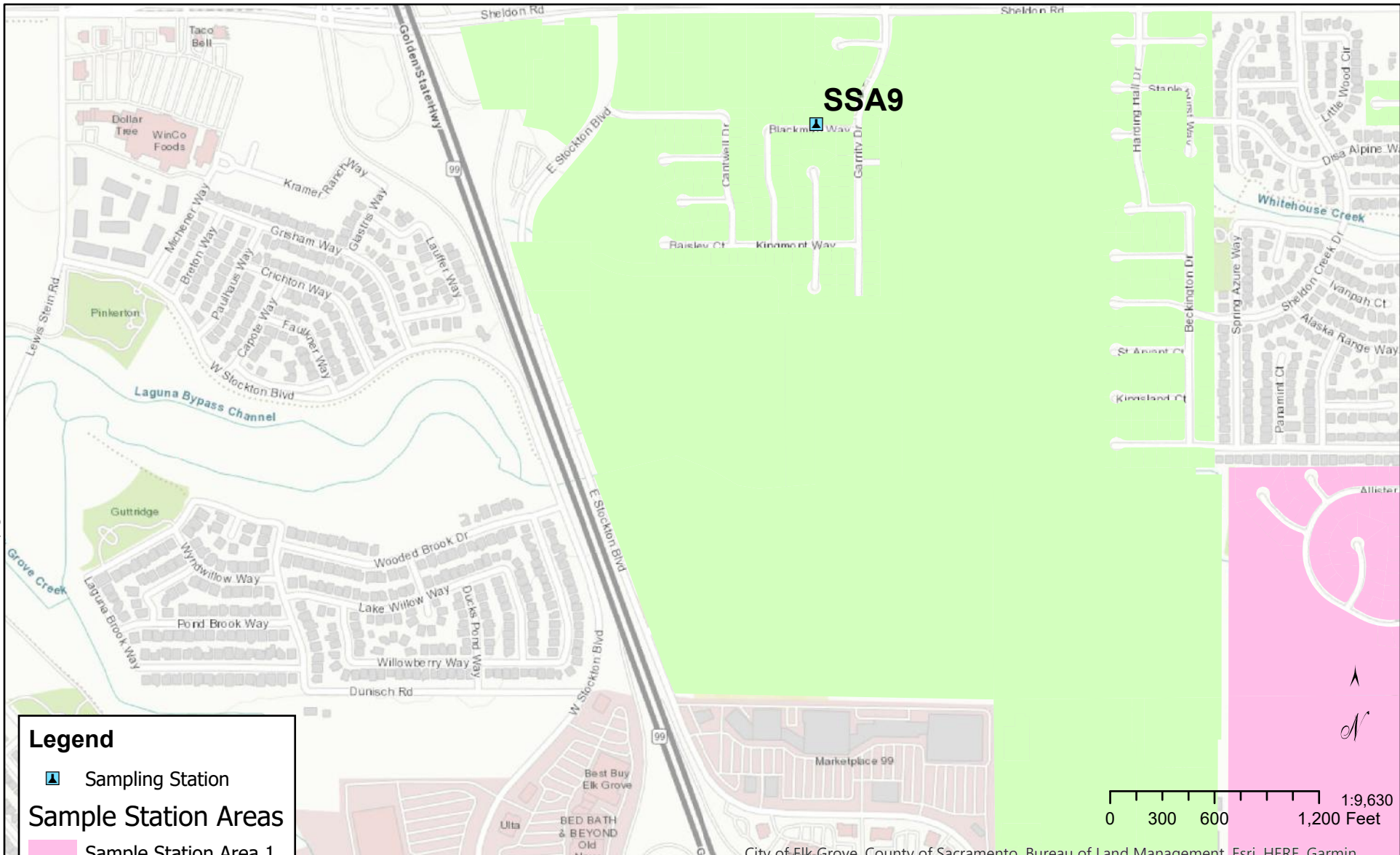
Note: Sample Station takes a reading every 5 minutes.

March 2021



Elk Grove Water District
 System Pressure Monitoring

Projected Coordinate System:
 NAD 83 State Plane CA II FIPS 0402
 Source: EGWD GIS database
 Created by: Ben Voelz
 April 8, 2021



Legend

Sampling Station

Sample Station Areas

- Sample Station Area 1
- Sample Station Area 9

Location Name	SSID	% Readings >70 PSI	% Readings 60 - 69.99 PSI	% Readings 50 - 59.99 PSI	% Readings 40 - 49.99 PSI	% Readings <40 PSI
Blackman	SSA9	26.64%	73.36%	0%	0%	0%

Sample Station #9

Note: Sample Station takes a reading every 5 minutes.

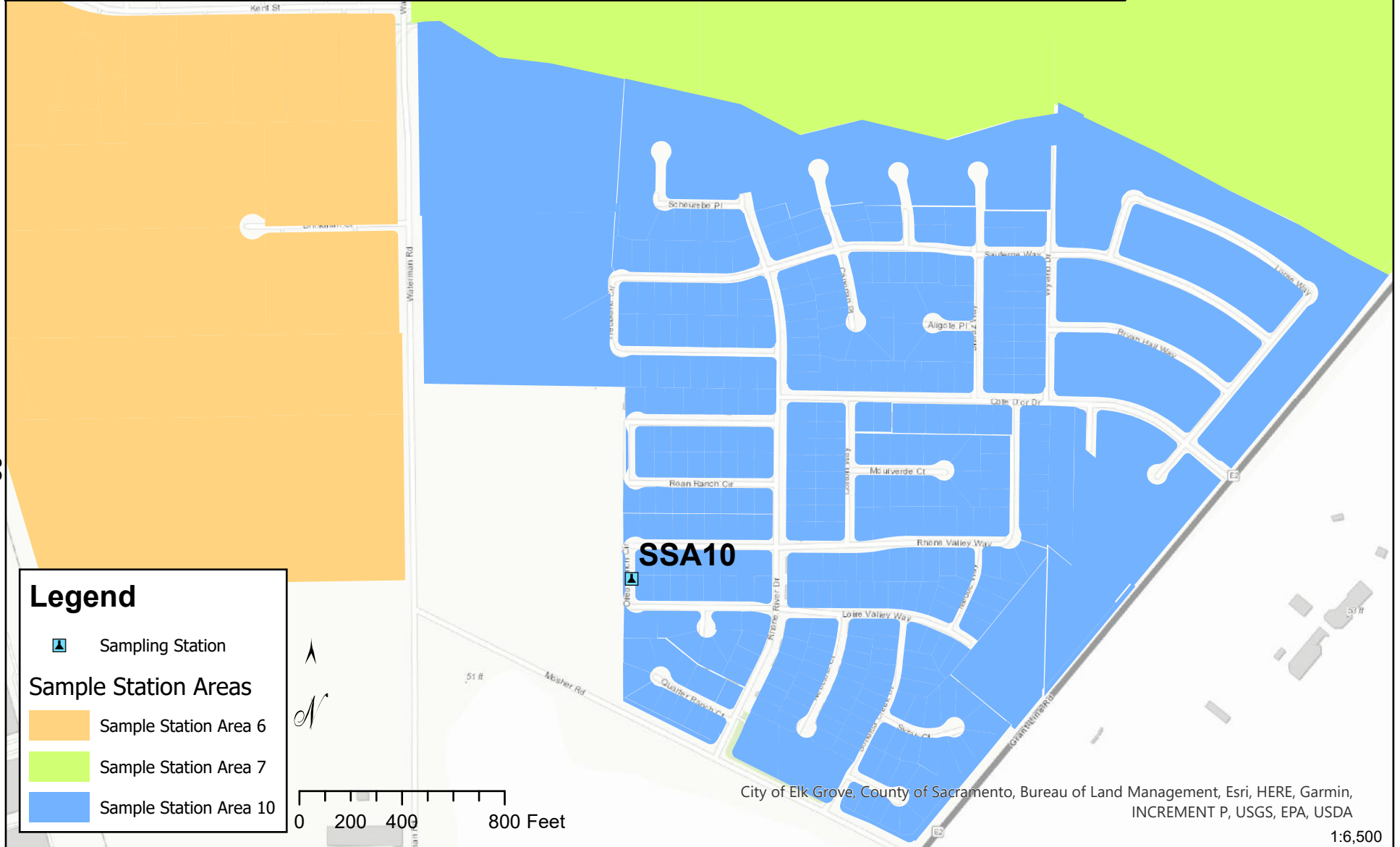
March 2021







Elk Grove Water District
System Pressure Monitoring

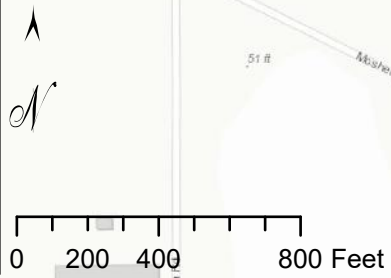
Projected coordinate system:
NAD 83 State Plane CA II FIPS 0402
Source: EGWD GIS database
Created by: Ben Voelz
April 8, 2021

Location Name	SSID	% Readings >70 PSI	% Readings 60 - 69.99 PSI	% Readings 50 - 59.99 PSI	% Readings 40 - 49.99 PSI	% Readings <40 PSI
Oreo Ranch	SSA10	60.31%	39.69%	0%	0%	0%



Legend

-  Sampling Station
- Sample Station Areas**
-  Sample Station Area 6
-  Sample Station Area 7
-  Sample Station Area 10



City of Elk Grove, County of Sacramento, Bureau of Land Management, Esri, HERE, Garmin, INCREMENT P, USGS, EPA, USDA
1:6,500

Sample Station #10 (Oreo Ranch)
 Note: Sample Station takes a reading every 5 minutes.
 March 2021



Elk Grove Water District
 System Pressure Monitoring

Projected Coordinate System:
 NAD 83 State Plane CA II FIPS 0402
 Source: EGWD GIS database
 Created by: Ben Voelz
 April 8, 2021

62

113

April 20, 2021

TO: Chair and Directors of the Florin Resource Conservation District

FROM: Stefani Phillips, Board Secretary

SUBJECT: **GENERAL MANAGER MARK J. MADISON RECOGNITION OF RETIREMENT**

RECOMMENDATION

It is recommended that the Florin Resource Conservation District Board of Directors adopt Resolution No. 04.20.21.01 in recognition of General Manager Mark J. Madison's retirement and in appreciation of his service and leadership.

SUMMARY

General Manager Mark J. Madison has served the Florin Resource Conservation District/Elk Grove Water District (District) for 10 years and is retiring on May 1, 2021. The Florin Resource Conservation District (FRCD) Board of Directors (Board) would like to recognize Mr. Madison for his service and leadership.

DISCUSSION

Background

General Manager Mark J. Madison was employed by the District on March 1, 2011. During his tenure, Mr. Madison served numerous board members: Chuck Dawson, Bob Gray, Barrie Lightfoot, Lisa Medina, Don Menasco, Elliot Mulberg, Tom Nelson, Anthony Perez, Jeanne Sabin, and Sophia Scherman. Mr. Madison has led more than 40 employees at the District, demonstrating the District's Core Values, and has many accomplishments to be proud of.

Mr. Madison announced plans of his retirement to the Board at the December 15, 2020 Special Board Meeting.

Present Situation

During Mr. Madison's tenure at the District, he achieved the following notable accomplishments, which include:

- Developed and implemented the Employee Cost Control Program, which included the 9/80 work-schedule, saving the District considerable dollars;

GENERAL MANAGER MARK J. MADISON RECOGNITION OF RETIREMENT

Page 2

- Selling two (2) large properties that presented financial liability to the District;
- Maintaining financial stability and keeping rates nearly flat for 10 years;
- Resolving the financial problems that faced the FRCD;
- Developed plans to lead the District through the COVID-19 crisis, which served as an example to other agencies throughout the region and the state;
- Resolving all outstanding litigation and keeping the District litigation free for the past seven (7) years;
- Acquisition of the District's new home at 9829 Waterman Road; and
- Developed and advanced Water Theft Legislation (Senate Bill 427).

Staff recommends the Board adopt Resolution No. 04.20.21.01 in recognition of General Manager Mark J. Madison's retirement and in appreciation of his service and leadership.

ENVIRONMENTAL CONSIDERATIONS

There are no direct environmental considerations associated with this report.

STRATEGIC PLAN CONFORMITY

This item conforms to all goals contained in the FRCD/Elk Grove Water District 2020-2025 Strategic Plan, as the General Manager is ultimately responsible for all aspects of District business.

FINANCIAL SUMMARY

There is no financial impact associated with this report.

Respectfully Submitted,



STEFANI PHILLIPS
BOARD SECRETARY

RESOLUTION NO. 04.20.21.01

**A RESOLUTION OF THE FLORIN RESOURCE
CONSERVATION DISTRICT BOARD OF DIRECTORS IN
RECOGNITION OF GENERAL MANAGER MARK J. MADISON'S
RETIREMENT AND IN APPRECIATION OF HIS SERVICE AND LEADERSHIP**

WHEREAS, the Florin Resource Conservation District (District) is a Resource Conservation District organized pursuant to Division 9 of the California Public Resources Code, Sections 9001, et seq. (Resource Conservation Law); and

WHEREAS, the District is formed for the purposes delineated in the Public Resources Code Section 9001 and all things necessary to carry out the provisions of the Resource Conservation Law and adopted District Bylaws; and

WHEREAS, General Manager Mark J. Madison began his tenure as the General Manager of the District on March 1, 2011; and

WHEREAS Mark has since worked for board members Chuck Dawson, Bob Gray, Barrie Lightfoot, Lisa Medina, Don Menasco, Elliot Mulberg, Tom Nelson, Anthony Perez, Jeanne Sabin, and Sophia Scherman; and

WHEREAS Mark has led over 40 employees during his tenure with the District while demonstrating the Districts Core Values; and

WHEREAS, Mark, along with members of the District Board of Directors (Board) and staff, has presided over the most successful and prosperous era of the District's history, with an incredible list of accomplishments too long to list here; and

WHEREAS, Mark has announced his retirement from the District, effective May 1, 2021; and

WHEREAS, Mark's leadership, persistence, sense of humor and compassion for his colleagues will be sorely missed by all; and

WHEREAS, the Board and staff wish Mark and his family all the best in his retirement,

**NOW THEREFORE, THE FLORIN RESOURCE CONSERVATION DISTRICT
BOARD OF DIRECTORS DOES HEREBY RESOLVE:**

SECTION 1. The Board hereby adopts the foregoing recitals as true and correct and incorporates them herein by reference.

SECTION 2. The Board hereby adopts Resolution No. 04.20.21.01, in appreciation of Mark's dedicated service to the District.

SECTION 3. The Board Secretary shall certify to the adoption of this Resolution.

SECTION 4. This Resolution shall take effect immediately upon its adoption.

PASSED, APPROVED, AND ADOPTED this 20th day of April, 2021.

AYES:
NOES:
ABSENT:
ABSTAIN:

Sophia Scherman
Chair

Attest:

Stefani Phillips
Board Secretary

Approved as to form:

Richard E. Nosky
District Legal Counsel